

**Financial Statements
for period ended
January 31, 2016**

Preliminary

**Harris County Appraisal District
Consolidated Balance Sheet
January 31, 2016**

Assets:

Texpool Investment		19,814,004.18
Petty Cash		1,600.00
Cash-Citibank Delaware		11,000.00
Flex Plan Deposit		6,368.84
Municipal Bond-City of Corpus Christi		385,000.00
Municipal Bond-City of Pharr		611,582.20
Texpool-Blue Cross		1,410,249.83
Cash-INSURANCE-Frost Bank		1,721,916.85
Cash-EFTPS-Frost Bank		5,441.74
Cash in Bank- Frost Bank		9,179,645.51
Assessments Receivable		(5,103.37)
Other Accounts Receivable		12,252.44
Employees Receivable		(272.78)
Capital Reserve Account		151,218.13
Cash - Amegy		58.64
Prepaid Expenses		58,265.25
Fixed Assets:		
Furniture, Fixtures & Equipment	649,266.91	
Less: Accumulated Depreciation	(508,842.78)	
Computer & Peripherals	4,810,930.72	
Less: Accumulated Depreciation	(4,615,248.17)	
Geographical Information System	6,030,075.00	
Vehicles	154,988.79	
Less: Accumulated Depreciation	(126,768.93)	
Land	2,335,000.00	
Building	16,602,033.40	
Less: Accumulated Depreciation	(3,652,447.57)	
Total Fixed Assets		21,678,987.37
Amount Provided for Accrued Vacation		2,661,292.93
Amount Provided for Capital Lease Obligation		17,995,247.61
Total Assets		<u><u>\$75,698,755.37</u></u>

Liabilities & Fund Balance:

Accounts Payable		474,824.79
Accrued Vacation Payable		2,661,292.93
Accrued Comp. Payable		126,682.78
Revenues Collected in Advance		12,951,104.02
Investments in General Fixed Assets		21,678,987.37
Capital Lease Obligation		17,995,247.61
Fund Balance:		
Restricted for:		
Capital Project	290,006.78	
Assigned for:		
Prior Years Encumbrances	1,061,818.58	
Insurance Claims	2,737,858.57	
Capital Improvement	1,000,000.00	
Operating Reserve	750,000.00	
Stairwell Project	1,000,000.00	
Unrestricted Fund Balance	11,239,627.26	
2016 Transactions to Date	3,083,130.04	
Total Fund Balance		19,810,615.87
Total Liabilities & Fund Balance		<u><u>\$75,698,755.37</u></u>

Harris County Appraisal District
Report of 2015 Line Item Expenditures - General Fund
Adjusted Budget and Year to Date Combined Expenditures and Encumbrances
January 31, 2016

Account Number	Account Name	Budget Adjusted	Year to Date Expenditures	Year to Date Encumbrances	Budget Variance
SALARIES, WAGES & RELATED					
3010	Salaries & Wages - Net	35,175,989	1,435,201	0	33,740,788
3011	ARB Board Members	2,700,000	40,565	0	2,659,435
3020	Shift Wages	32,000	10,520	0	21,480
3030	Overtime	229,483	2,603	0	226,880
3040	Part-time & Seasonal Wages	302,500	7,661	0	294,839
	TOTAL SALARIES, WAGES & RELATED	38,439,972	1,496,550	0	36,943,422
EMPLOYEE BENEFITS & RELATED					
3501	Group Health Insurance	6,895,202	43,156	15,000	6,837,046
3502	Health Ins Claims Paid	0	51,274	0	(51,274)
3508	RX Claims Paid	0	132,962	0	(132,962)
3509	Dental Claims Paid	0	20,229	0	(20,229)
3503	Workers' Compensation Insurance	95,000	80,735	0	14,265
3504	Group Life & LTD Insurance	93,200	7,329	0	85,871
3505	Group Dental Insurance	226,980	(10,354)	0	237,334
3506	Group Vision Insurance	0	6,197	0	(6,197)
3507	Unemployment Insurance	224,100	2,880	0	221,220
3520	Retirement	4,638,767	362,786	0	4,275,981
3526	FICA Medicare	557,378	21,448	0	535,930
3527	Social Security	186,155	2,990	0	183,165
	TOTAL EMPLOYEE BENEFITS & RELATED	12,916,782	721,632	15,000	12,180,150
OFFICE & FIELD OPERATIONS					
4001	Office Supplies	155,586	6,514	12,515	136,557
4003	Office Equipment Maintenance	455,450	279	22,249	432,922
4011	Telephone & Communication Service	289,843	11,982	65,116	212,745
4020	Photocopier Leases	94,000	0	54,452	39,548
4021	Copier Paper, Suppl & Maint.	145,390	1,495	60,450	83,445
4030	Mapping Reproduction & Supplies	5,000	0	0	5,000
4040	Public Notice Advertising	18,000	0	0	18,000
4050	Security Services	159,750	5,678	71,400	82,672
4060	Field Travel & Other Expenses	1,080,868	6,720	0	1,074,148
4070	Appraisal Supplies	13,140	0	0	13,140
4080	Vehicle Gasoline & Maintenance	34,000	37	10,017	23,946
4090	Records Storage & Supplies	1,500	0	0	1,500
4097	Employee Recognition Activities	12,000	0	0	12,000
4100	Postage, Mailing, & Handling Svc	2,172,000	317,971	272,740	1,581,289
4200	Professional Registration & Dues	75,375	30,735	1,664	42,977
4202	Seminars & Other Tuition	227,027	13,358	6,904	206,765
4212	Education Travel & Expenses	126,500	1,657	7,528	117,315
4213	Books, Manuals & Publications	252,632	44,514	123,102	85,016
4501	Printing, Forms & Stationery	80,150	132	58,547	21,471
4530	Paper, Computer Stock	135,483	3,140	45,829	86,514
	TOTAL OFFICE & FIELD OPERATIONS	5,533,694	444,211	812,512	4,276,971

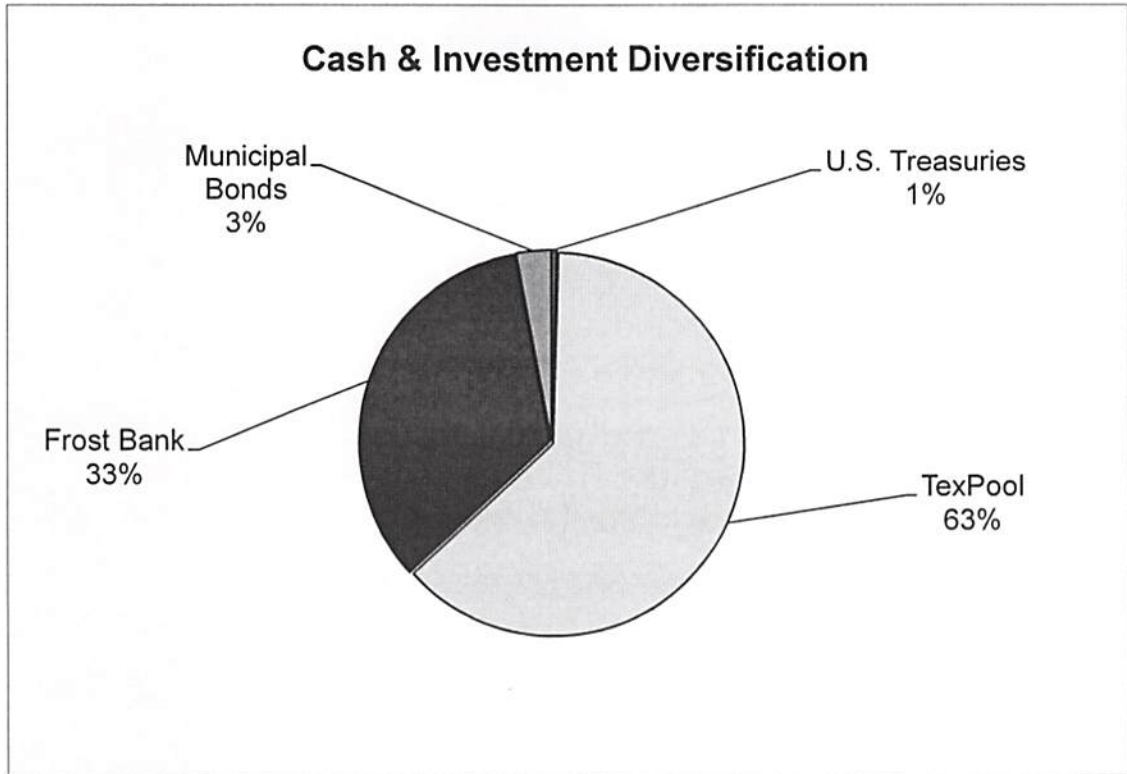
Harris County Appraisal District
Report of 2015 Line Item Expenditures - General Fund
Adjusted Budget and Year to Date Combined Expenditures and Encumbrances
January 31, 2016

Account Number	Account Name	Budget Adjusted	Year to Date Expenditures	Year to Date Encumbrances	Budget Variance
COMPUTER OPERATIONS					
5020	CPU & Related Maintenance	104,000	0	11,700	92,300
5030	Other Computer Maintenance	11,000	0	0	11,000
5040	Computer Supplies	33,850	1,764	15,421	16,665
5050	Software Lease & Maintenance	1,212,984	761,685	17,895	433,404
5060	Teleprocessing Lines & Installation	17,500	0	0	17,500
TOTAL COMPUTER OPERATIONS		1,379,334	763,449	45,016	570,869
PROFESSIONAL SERVICES					
5510	Financial Auditing	60,300	12,899	30,098	17,303
5520	Legal Services	10,983,967	150	0	10,983,817
5525	Arbitrator Fees & Services	200,000	0	11,550	188,450
5526	State Office of Admin Hearings	5,000	0	0	5,000
5530	Appraisal Services	1,506,295	0	519,882	986,413
5550	Other Professional Services	543,760	27,000	366,129	150,631
5551	Mapping & Records Maintenance	1,320,722	0	260,000	1,060,722
TOTAL PROFESSIONAL SERVICES		14,620,044	40,049	1,187,659	13,392,336
OFFICE SPACE, UTILITIES & RELATED					
6100	Office Space	2,421,904	202,081	2,221,339	(1,516)
6150	Utilities	590,000	0	445,000	145,000
6200	Building & Fixture Maintenance	1,524,650	26,667	304,023	1,193,960
6400	Casualty & Liability Insurance	130,000	86,284	0	43,716
TOTAL OFFICE SPACE, UTILITIES & RELATE		4,666,554	315,032	2,970,362	1,381,160
6501	Capital Purchases	150,000	0	92,944	57,056
Total Expenditures		77,706,380	3,780,922	5,123,494	68,801,964

**Harris County Appraisal District
 Combined Revenues and Expenditures - General Fund
 January 31, 2016**


Account Name	Budget	Year to Date Revenues & Expenditures	Year to Date Encumbrances	Budget Variance
ALLOCATION & REVENUES:				
Period Budget Allocation	77,706,380	6,475,552	0	71,230,828
Investment Interest	0	4,603	0	(4,603)
Other Income	0	53,413	0	(53,413)
Total Revenue	<u>77,706,380</u>	<u>6,533,568</u>	<u>0</u>	<u>71,172,812</u>
EXPENDITURES:				
Salaries, Wages & Related	38,439,972	1,496,550	0	36,943,422
Employee Benefits & Related	12,916,782	721,632	15,000	12,180,150
Office & Field Operations	5,533,694	444,211	812,512	4,276,971
Computer Operations	1,379,334	763,449	45,016	570,869
Professional Services	14,620,044	40,049	1,187,659	13,392,336
Office Space, Utilities, & Maintenance	4,666,554	315,032	2,970,362	1,381,160
Capital Purchases	150,000	0	92,944	57,056
Total Expenditures	<u>77,706,380</u>	<u>3,780,922</u>	<u>5,123,494</u>	<u>68,801,964</u>

INVESTMENT REPORT
HARRIS COUNTY APPRAISAL DISTRICT
JANUARY 31, 2016



The Harris County Appraisal District's investment portfolio is in compliance with the HCAD Investment Policy's investment strategies and Chapter 2256 of the Texas Local Government Code.

Report approved by:


Theresa Paul
Chief Financial Officer

Report approved by:


Tracey Dang
Assistant Chief Financial Officer

**SECURITIES INVENTORY
as of JANUARY 31, 2016**

Fund	Purchase Date	Security	Coupon	Rating	Maturity	Yield	Beginning Book/Market	Purchases Deposits	Withdrawals Redemptions	Interest Earnings	Ending Book/Market
General Fund											
	CD's										
	15-Oct-15	Bank of America	n/a	A1/P1	15-Jan-16	0.20%	151,490	0	0	76	151,566
	Municipal Bonds										
	20-Oct-15	Corpus Christi TX CUSIP 2201126G6	1.07%	AA	1-Mar-17	1.07%	385,218	0	0	0	385,218
	22-Oct-15	City of Pharr TX CUSIP 717180MK6	3.00%	A+	15-Aug-17	0.96%	611,582	0	0	0	611,582
		Total Securities					1,148,291	0	0	76	1,148,366
	Pools										
General Fund	n/a	TexPool	0.00%	AAAm	n/a	0.267%	19,809,505	0	0	4,498.72	19,814,004
Int. Srv. Fund	n/a	TexPool	0.00%	AAAm	n/a	0.267%	2,009,857	0	600,000	393.18	1,410,250
		Total Pools					21,819,362	0	600,000	4,892	21,224,254

FUNDS ON DEPOSIT & PLEDGED SECURITIES
Harris County Appraisal District
JANUARY 31, 2016

Funds on Deposit	<u>Amount</u>					
Interest bearing bank balance, Concentration Account, Frost Bank	9,762,759.90					
Interest bearing bank balance, Payroll Tax Account, Frost Bank	5,441.74					
Interest bearing bank balance, Insurance Account, Frost Bank	1,719,114.78					
Total Deposits at Frost Bank	<u>\$11,487,316.42</u>					
Pledged Securities at Federal Reserve Bank for Deposits at Frost Bank						
ID	CUSIP Number	Maturity Date	Name of Security Pledged	Par Value	Book Value	Market Value
K3XZ	36202FPF7	20-Jan-41	4.00 GNMA	20,685,000.00	8,400,635.85	9,057,967.80
K3XZ	3620AC5Z3	15-Oct-24	4.00 GNMA	22,119,000.00	3,752,314.72	4,005,998.40
K3XZ	912828D72	31-Aug-21	2.00 NOTE	8,778,000.00	8,778,000.00	9,025,223.59
FDIC Insurance at Frost Bank						250,000.00
Total Security for Deposits at Frost Bank						<u>22,339,189.79</u>
Excess collateral available for deposits						<u>10,851,873.37</u>

**Financial Statements
for period ended
February 29, 2016**

**Harris County Appraisal District
Consolidated Balance Sheet
February 29, 2016**

Assets:

Texpool Investment		19,818,743.56
Petty Cash		1,600.00
Cash-Citibank Delaware		11,000.00
Flex Plan Deposit		6,368.84
Municipal Bond-City of Corpus Christi		383,871.95
Municipal Bond-City of Pharr		607,894.70
Texpool-Blue Cross		2,110,849.74
Cash-INSURANCE-Frost Bank		367,902.89
Cash-EFTPS-Frost Bank		5,441.95
Cash in Bank- Frost Bank		6,041,044.95
Assessments Receivable		17,914,933.63
Other Accounts Receivable		58,631.94
Employees Receivable		(1,947.76)
Capital Reserve Account		151,490.37
Cash - Amegy		58.64
Fixed Assets:		
Furniture, Fixtures & Equipment	649,266.91	
Less: Accumulated Depreciation	(508,842.78)	
Computer & Peripherals	4,810,930.72	
Less: Accumulated Depreciation	(4,615,248.17)	
Geographical Information System	6,030,075.00	
Vehicles	154,988.79	
Less: Accumulated Depreciation	(126,768.93)	
Land	2,335,000.00	
Building	16,602,033.40	
Less: Accumulated Depreciation	(3,652,447.57)	
Total Fixed Assets		21,678,987.37
Amount Provided for Accrued Vacation		2,720,401.02
Amount Provided for Capital Lease Obligation		17,881,695.18
Total Assets		<u><u>\$89,758,968.97</u></u>

Liabilities & Fund Balance:

Accounts Payable		593,927.74
Accrued Vacation Payable		2,720,401.02
Accrued Comp. Payable		166,933.58
Revenues Collected in Advance		25,902,133.02
Investments in General Fixed Assets		21,678,987.37
Capital Lease Obligation		17,881,695.18
Fund Balance:		
Restricted for:		
Capital Project	290,279.02	
Assigned for:		
Prior Years Encumbrances	1,066,567.00	
Insurance Claims	1,937,240.92	
Capital Improvement	1,000,000.00	
Operating Reserve	750,000.00	
Stairwell Project	1,000,000.00	
Unrestricted Fund Balance	10,629,386.05	
2016 Transactions to Date	5,207,985.07	
Total Fund Balance		20,814,891.06
Total Liabilities & Fund Balance		<u><u>\$89,758,968.97</u></u>

Harris County Appraisal District
Report of 2015 Line Item Expenditures - General Fund
Adjusted Budget and Year to Date Combined Expenditures and Encumbrances
February 29, 2016

Account Number	Account Name	Budget Adjusted	Year to Date Expenditures	Year to Date Encumbrances	Budget Variance
SALARIES, WAGES & RELATED					
3010	Salaries & Wages - Net	35,175,989	3,885,704	28,124,852	3,165,434
3011	ARB Board Members	2,700,000	90,234	0	2,609,766
3020	Shift Wages	32,000	28,904	(18,384)	21,480
3030	Overtime	229,483	26,722	0	202,761
3040	Part-time & Seasonal Wages	302,500	22,449	0	280,051
TOTAL SALARIES, WAGES & RELATED		38,439,972	4,054,013	28,106,468	6,279,491
EMPLOYEE BENEFITS & RELATED					
3501	Group Health Insurance	6,895,202	102,939	0	6,792,263
3502	Health Ins Claims Paid	0	497,283	0	(497,283)
3508	RX Claims Paid	0	327,466	0	(327,466)
3509	Dental Claims Paid	0	56,482	0	(56,482)
3503	Workers' Compensation Insurance	95,000	80,735	0	14,265
3504	Group Life & LTD Insurance	93,200	14,711	0	78,489
3505	Group Dental Insurance	226,980	(20,698)	0	247,678
3506	Group Vision Insurance	0	12,553	0	(12,553)
3507	Unemployment Insurance	224,100	3,967	0	220,133
3520	Retirement	4,638,767	716,710	3,897,103	24,953
3526	FICA Medicare	557,378	57,542	398,106	101,730
3527	Social Security	186,155	6,986	11,105	168,064
TOTAL EMPLOYEE BENEFITS & RELATED		12,916,782	1,856,675	4,306,314	6,753,793
OFFICE & FIELD OPERATIONS					
4001	Office Supplies	155,586	14,690	15,556	125,340
4003	Office Equipment Maintenance	455,450	24,498	44,118	386,834
4011	Telephone & Communication Service	289,843	23,586	80,674	185,582
4020	Photocopier Leases	94,000	4,601	63,331	26,068
4021	Copier Paper, Suppl & Maint.	145,390	10,404	102,265	32,722
4030	Mapping Reproduction & Supplies	5,000	0	0	5,000
4040	Public Notice Advertising	18,000	207	0	17,793
4050	Security Services	159,750	23,321	58,556	77,873
4060	Field Travel & Other Expenses	1,080,868	79,906	0	1,000,962
4070	Appraisal Supplies	13,140	1,401	833	10,906
4080	Vehicle Gasoline & Maintenance	34,000	322	10,282	23,397
4090	Records Storage & Supplies	1,500	0	0	1,500
4097	Employee Recognition Activities	12,000	(215)	0	12,215
4100	Postage, Mailing, & Handling Svc	2,172,000	177,001	263,710	1,731,289
4200	Professional Registration & Dues	75,375	34,004	1,070	40,302
4202	Seminars & Other Tuition	227,027	30,180	11,120	185,727
4212	Education Travel & Expenses	126,500	9,313	390	116,798
4213	Books, Manuals & Publications	252,632	69,443	127,108	56,081
4501	Printing, Forms & Stationery	80,150	1,769	56,909	21,471
4530	Paper, Computer Stock	135,483	9,253	39,716	86,514
TOTAL OFFICE & FIELD OPERATIONS		5,533,694	513,682	875,638	4,144,374

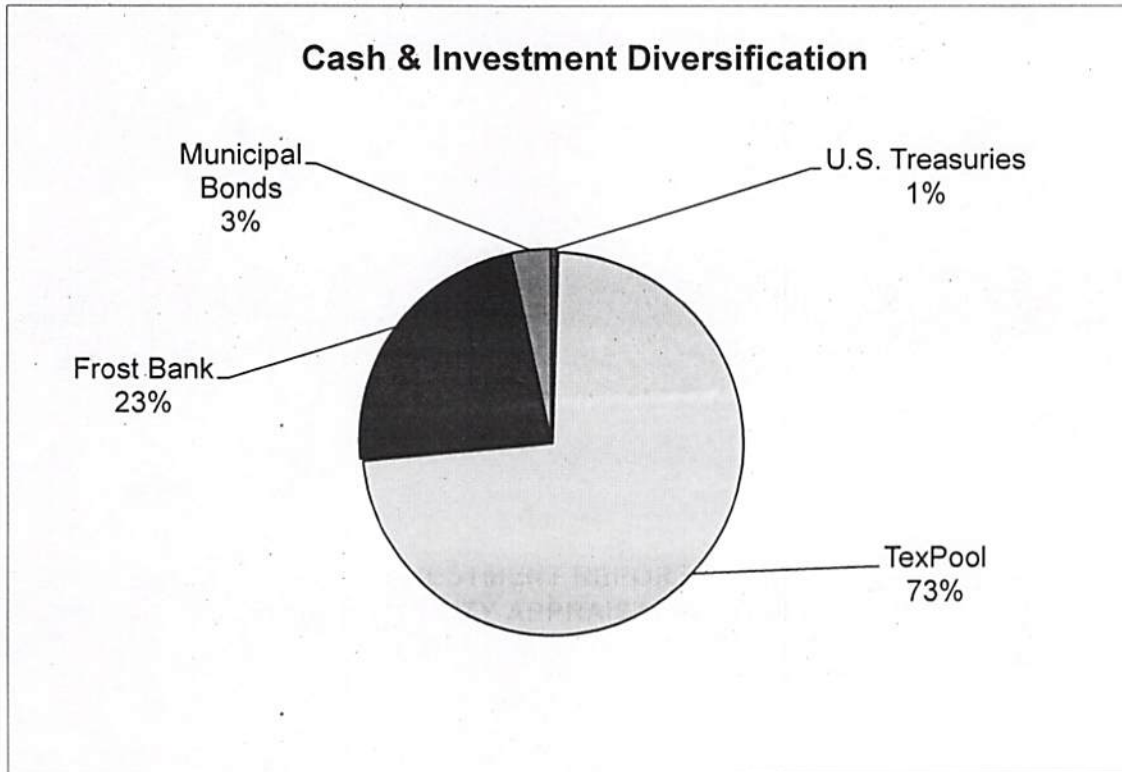
Harris County Appraisal District
Report of 2015 Line Item Expenditures - General Fund
Adjusted Budget and Year to Date Combined Expenditures and Encumbrances
February 29, 2016.

Account Number	Account Name	Budget Adjusted	Year to Date Expenditures	Year to Date Encumbrances	Budget Variance
COMPUTER OPERATIONS					
5020	CPU & Related Maintenance	104,000	1,300	10,400	92,300
5030	Other Computer Maintenance	11,000	1,686	8,142	1,172
5040	Computer Supplies	33,850	3,818	13,367	16,665
5050	Software Lease & Maintenance	1,212,984	903,431	1,245	308,308
5060	Teleprocessing Lines & Installation	17,500	0	0	17,500
	TOTAL COMPUTER OPERATIONS:	1,379,334	910,235	33,155	435,944
PROFESSIONAL SERVICES					
5510	Financial Auditing	60,300	12,899	30,098	17,303
5520	Legal Services	10,983,967	579,522	3,000	10,401,445
5525	Arbitrator Fees & Services	200,000	14,400	0	185,600
5526	State Office of Admin Hearings	5,000	0	0	5,000
5530	Appraisal Services	1,506,295	276,808	1,164,769	64,718
5550	Other Professional Services	543,760	61,415	333,572	148,774
5551	Mapping & Records Maintenance	1,320,722	260,000	0	1,060,722
	TOTAL PROFESSIONAL SERVICES	14,620,044	1,205,044	1,531,439	11,883,562
OFFICE SPACE, UTILITIES & RELATED					
6100	Office Space	2,421,904	406,328	2,018,946	(3,370)
6150	Utilities	590,000	9,841	435,159	145,000
6200	Building & Fixture Maintenance	1,524,650	116,204	265,794	1,142,652
6400	Casualty & Liability Insurance	130,000	86,284	0	43,716
	TOTAL OFFICE SPACE, UTILITIES & RELATE:	4,666,554	618,657	2,719,899	1,327,998
6501	Capital Purchases	150,000	0	0	150,000
	Total Expenditures	77,706,380	9,158,306	37,572,913	30,975,161

**Harris County Appraisal District
 Combined Revenues and Expenditures - General Fund
 February 29, 2016**

Account Name	Budget	Year to Date Revenues & Expenditures	Year to Date Encumbrances	Budget Variance
ALLOCATION & REVENUES:				
Period Budget Allocation	77,706,380	12,951,133	0	64,755,247
Investment Interest	0	9,393	0	(9,393)
Other Income	0	202,962	0	(202,962)
Total Revenue	77,706,380	13,163,488	0	64,542,892
EXPENDITURES:				
Salaries, Wages & Related	38,439,972	4,054,013	28,106,468	6,279,491
Employee Benefits & Related	12,916,782	1,856,675	4,306,314	6,753,793
Office & Field Operations	5,533,694	513,682	875,638	4,144,374
Computer Operations	1,379,334	910,235	33,155	435,944
Professional Services	14,620,044	1,205,044	1,531,439	11,883,562
Office Space, Utilities, & Maintenance	4,666,554	618,657	2,719,899	1,327,998
Capital Purchases	150,000	0	0	150,000
Total Expenditures	77,706,380	9,158,306	37,572,913	30,975,161

INVESTMENT REPORT
HARRIS COUNTY APPRAISAL DISTRICT
FEBRUARY 29, 2016



The Harris County Appraisal District's investment portfolio is in compliance with the HCAD Investment Policy's investment strategies and Chapter 2256 of the Texas Local Government Code.

Report approved by:


Theresa Paul
Chief Financial Officer

Report approved by:


Tracey Dang
Assistant Chief Financial Officer

SECURITIES INVENTORY
as of FEBRUARY 29, 2016

Fund	Purchase Date	Security	Coupon	Rating	Maturity	Yield	Beginning Book/Market	Purchases Deposits	Withdrawals Redemptions	Interest Earnings	Ending Book/Market
General Fund											
	CD's										
	15-Oct-15	Bank of America	n/a	A1/P1	15-Jan-16	0.20%	151,490	0	0	76	151,566
	Municipal Bonds										
	20-Oct-15	Corpus Christi TX CUSIP 2201126G6	1.07%	AA	1-Mar-17	1.07%	385,218	0	0	(0)	385,218
	22-Oct-15	City of Pharr TX CUSIP 717180MK6	3.00%	A+	15-Aug-17	0.96%	611,582	0	0	1,869	613,451
		Total Securities					1,148,291	0	0	1,944	1,150,235
	Pools										
General Fund	n/a	TexPool	0.00%	AAAm	n/a	0.301%	19,814,004	0	0	4,739.38	19,818,744
Int. Srv. Fund	n/a	TexPool	0.00%	AAAm	n/a	0.301%	1,410,250	1,200,000	500,000	559.91	2,110,810
		Total Pools					21,224,254	1,200,000	500,000	5,299	21,929,553

FUNDS ON DEPOSIT & PLEDGED SECURITIES
Harris County Appraisal District
FEBRUARY 29, 2016

Funds on Deposit	<u>Amount</u>
Interest bearing bank balance, Concentration Account, Frost Bank	6,640,797.45
Interest bearing bank balance, Payroll Tax Account, Frost Bank	5,441.95
Interest bearing bank balance, Insurance Account, Frost Bank	310,000.49
Total Deposits at Frost Bank	<u><u>\$6,956,239.89</u></u>

Pledged Securities at Federal Reserve Bank for Deposits at Frost Bank

ID	CUSIP Number	Maturity Date	Name of Security Pledged	Par Value	Book Value	Market Value
K3XZ	36202FPF7	20-Jan-41	4.00 GNMA	20,685,000.00	8,271,798.29	8,864,395.09
K3XZ	3620AC5Z3	15-Oct-24	4.00 GNMA	22,119,000.00	3,643,501.40	3,866,523.54
K3XZ	912828D72	31-Aug-21	2.00 NOTE	8,778,000.00	8,778,000.00	9,025,223.59
FDIC Insurance at Frost Bank						250,000.00
Total Security for Deposits at Frost Bank						<u><u>22,006,142.22</u></u>
Excess collateral available for deposits						<u><u>15,049,902.33</u></u>

**Financial Statements
for period ended
March 31, 2016**

**Harris County Appraisal District
Consolidated Balance Sheet
March 31, 2016**

Assets:

Texpool Investment		19,824,252.56
Petty Cash		1,600.00
Cash-Citibank Delaware		11,000.00
Flex Plan Deposit		6,368.84
Municipal Bond-City of Corpus Christi		383,871.95
Municipal Bond-City of Pharr		607,894.70
Texpool-Blue Cross		1,511,346.25
Cash-INSURANCE-Frost Bank		220,306.34
Cash-EFTPS-Frost Bank		5,442.26
Cash in Bank- Frost Bank		17,963,479.98
Assessments Receivable		966,791.63
Other Accounts Receivable		62,170.03
Employees Receivable		(3,134.62)
Prepaid Expenses		4,525.68
Fixed Assets:		
Furniture, Fixtures & Equipment	649,266.91	
Less: Accumulated Depreciation	(508,842.78)	
Computer & Peripherals	4,933,786.54	
Less: Accumulated Depreciation	(4,615,248.17)	
Geographical Information System	6,030,075.00	
Vehicles	154,988.79	
Less: Accumulated Depreciation	(126,768.93)	
Land	2,335,000.00	
Building	16,602,033.40	
Less: Accumulated Depreciation	(3,652,447.57)	
Total Fixed Assets		21,801,843.19
Amount Provided for Accrued Vacation		2,720,401.02
Amount Provided for Capital Lease Obligation		17,767,616.18
Total Assets		<u><u>\$83,855,775.99</u></u>

Liabilities & Fund Balance:

Accounts Payable		1,237,910.45
Accrued Vacation Payable		2,720,401.02
Accrued Comp. Payable		166,933.58
Revenues Collected in Advance		19,426,581.02
Investments in General Fixed Assets		21,801,843.19
Capital Lease Obligation		17,767,616.18
Fund Balance:		
Restricted for:		
Capital Project	42,278.13	
Assigned for:		
Prior Years Encumbrances	381,163.12	
Insurance Claims	1,189,123.95	
Capital Improvement	1,000,000.00	
Operating Reserve	750,000.00	
Stairwell Project	1,000,000.00	
Unrestricted Fund Balance	10,218,077.66	
2016 Transactions to Date	6,535,010.81	
Total Fund Balance		20,734,490.55
Total Liabilities & Fund Balance		<u><u>\$83,855,775.99</u></u>

Harris County Appraisal District
Report of 2015 Line Item Expenditures - General Fund
Adjusted Budget and Year to Date Combined Expenditures and Encumbrances
March 31, 2016

Account Number	Account Name	Budget Adjusted	Year to Date Expenditures	Year to Date Encumbrances	Budget Variance
SALARIES, WAGES & RELATED					
3010	Salaries & Wages - Net	35,175,989	6,395,713	25,615,043	3,165,234
3011	ARB Board Members	2,700,000	134,151	0	2,565,849
3020	Shift Wages	32,000	47,973	(37,453)	21,480
3030	Overtime	229,483	51,420	0	178,063
3040	Part-time & Seasonal Wages	302,500	39,414	0	263,086
TOTAL SALARIES, WAGES & RELATED		38,439,972	6,668,672	25,577,589	6,193,711
EMPLOYEE BENEFITS & RELATED					
3501	Group Health Insurance	6,895,202	145,892	0	6,749,310
3502	Health Ins Claims Paid	0	974,126	0	(974,126)
3508	RX Claims Paid	0	545,862	0	(545,862)
3509	Dental Claims Paid	0	109,189	0	(109,189)
3503	Workers' Compensation Insurance	95,000	80,735	0	14,265
3504	Group Life & LTD Insurance	93,200	22,035	0	71,165
3505	Group Dental Insurance	226,980	(31,166)	0	258,146
3506	Group Vision Insurance	0	18,889	0	(18,889)
3507	Unemployment Insurance	224,100	98,846	0	125,254
3520	Retirement	4,638,767	1,078,454	3,542,880	17,433
3526	FICA Medicare	557,378	94,389	361,895	101,093
3527	Social Security	186,155	10,761	10,053	165,341
TOTAL EMPLOYEE BENEFITS & RELATED		12,916,782	3,148,012	3,914,829	5,853,942
OFFICE & FIELD OPERATIONS					
4001	Office Supplies	155,586	29,113	9,074	117,399
4003	Office Equipment Maintenance	455,450	42,667	64,092	348,691
4011	Telephone & Communication Service	289,843	48,072	61,293	180,478
4020	Photocopier Leases	94,000	14,318	53,100	26,582
4021	Copier Paper, Suppl & Maint.	145,390	14,026	100,327	31,037
4030	Mapping Reproduction & Supplies	5,000	0	0	5,000
4040	Public Notice Advertising	18,000	267	223	17,510
4050	Security Services	159,750	33,905	54,332	71,513
4060	Field Travel & Other Expenses	1,080,868	153,629	0	927,239
4070	Appraisal Supplies	13,140	2,225	0	10,915
4080	Vehicle Gasoline & Maintenance	34,000	1,849	9,732	22,418
4090	Records Storage & Supplies	1,500	0	0	1,500
4097	Employee Recognition Activities	12,000	(341)	10,000	2,341
4100	Postage, Mailing, & Handling Svc	2,172,000	507,036	278,425	1,386,539
4200	Professional Registration & Dues	75,375	36,419	2,685	36,272
4202	Seminars & Other Tuition	227,027	51,216	5,182	170,630
4212	Education Travel & Expenses	126,500	32,696	889	92,915
4213	Books, Manuals & Publications	252,632	86,978	119,427	46,227
4501	Printing, Forms & Stationery	80,150	19,467	39,212	21,471
4530	Paper, Computer Stock	135,483	22,408	26,561	86,514
TOTAL OFFICE & FIELD OPERATIONS		5,533,694	1,095,948	834,555	3,603,191


Harris County Appraisal District
Report of 2015 Line Item Expenditures - General Fund
Adjusted Budget and Year to Date Combined Expenditures and Encumbrances
March 31, 2016

Account Number	Account Name	Budget Adjusted	Year to Date Expenditures	Year to Date Encumbrances	Budget Variance
COMPUTER OPERATIONS					
5020	CPU & Related Maintenance	104,000	2,600	73,457	27,943
5030	Other Computer Maintenance	11,000	9,828	0	1,172
5040	Computer Supplies	33,850	3,818	13,583	16,449
5050	Software Lease & Maintenance	1,212,984	980,291	79,445	153,248
5060	Teleprocessing Lines & Installation	17,500	0	0	17,500
TOTAL COMPUTER OPERATIONS		1,379,334	996,537	166,485	216,312
PROFESSIONAL SERVICES					
5510	Financial Auditing	60,300	12,899	30,098	17,303
5520	Legal Services	10,983,967	1,289,006	1,741	9,693,221
5525	Arbitrator Fees & Services	200,000	39,500	10,800	149,700
5526	State Office of Admin Hearings	5,000	0	0	5,000
5530	Appraisal Services	1,506,295	444,727	996,851	64,718
5550	Other Professional Services	543,760	92,808	312,178	138,774
5551	Mapping & Records Maintenance	1,320,722	260,000	17,605	1,043,117
TOTAL PROFESSIONAL SERVICES		14,620,044	2,138,939	1,369,272	11,111,832
OFFICE SPACE, UTILITIES & RELATED					
6100	Office Space	2,421,904	608,721	1,816,941	(3,758)
6150	Utilities	590,000	40,471	404,529	145,000
6200	Building & Fixture Maintenance	1,524,650	139,983	241,018	1,143,648
6400	Casualty & Liability Insurance	130,000	87,115	0	42,885
TOTAL OFFICE SPACE, UTILITIES & RELATE		4,666,554	876,289	2,462,489	1,327,776
6501	Capital Purchases	150,000	0	0	150,000
Total Expenditures		77,706,380	14,924,397	34,325,219	28,456,764

**Harris County Appraisal District
 Combined Revenues and Expenditures - General Fund
 March 31, 2016**

Account Name	Budget	Year to Date Revenues & Expenditures	Year to Date Encumbrances	Budget Variance
ALLOCATION & REVENUES:				
Period Budget Allocation	77,706,380	19,426,685	0	58,279,695
Investment Interest	0	22,292	0	(22,292)
Other Income	0	59,682	0	(59,682)
Total Revenue	77,706,380	19,508,659	0	58,197,721
EXPENDITURES:				
Salaries, Wages & Related	38,439,972	6,668,672	25,577,589	6,193,711
Employee Benefits & Related	12,916,782	3,148,012	3,914,829	5,853,942
Office & Field Operations	5,533,694	1,095,948	834,555	3,603,191
Computer Operations	1,379,334	996,537	166,485	216,312
Professional Services	14,620,044	2,138,939	1,369,272	11,111,832
Office Space, Utilities, & Maintenance	4,666,554	876,289	2,462,489	1,327,776
Capital Purchases	150,000	0	0	150,000
Total Expenditures	77,706,380	14,924,397	34,325,219	28,456,764

INVESTMENT REPORT
HARRIS COUNTY APPRAISAL DISTRICT
MARCH 31, 2016



The Harris County Appraisal District's investment portfolio is in compliance with the HCAD Investment Policy's investment strategies and Chapter 2256 of the Texas Local Government Code.

Report approved by:



Theresa Paul
Chief Financial Officer

Report approved by:



Tracey Dang
Assistant Chief Financial Officer

**SECURITIES INVENTORY
as of MARCH 31, 2016**

Fund	Purchase Date	Security	Coupon	Rating	Maturity	Yield	Beginning Book/Market	Purchases Deposits	Withdrawals Redemptions	Interest Earnings	Ending Book/Market
General Fund											
	Municipal Bonds										
	20-Oct-15	Corpus Christi TX CUSIP 2201126G6	1.07%	AA	1-Mar-17	1.07%	385,218	0	0	2,075	385,570
	22-Oct-15	City of Pharr TX CUSIP 717180MK6	3.00%	A+	15-Aug-17	0.96%	611,582	0	0	(161)	605,865
		Total Securities					996,800	0	0	1,913	991,435
	Pools										
General Fund	n/a	TexPool	0.00%	AAAm	n/a	0.327%	19,818,744	0	0	5,509.00	19,824,253
Int. Srv. Fund	n/a	TexPool	0.00%	AAAm	n/a	0.327%	2,110,810	0	600,000	496.51	1,511,306
		Total Pools					21,929,553	0	600,000	6,006	21,335,559

FUNDS ON DEPOSIT & PLEDGED SECURITIES
Harris County Appraisal District
MARCH 31, 2016

Funds on Deposit	<u>Amount</u>
Interest bearing bank balance, Concentration Account, Frost Bank	17,261,812.84
Interest bearing bank balance, Payroll Tax Account, Frost Bank	186,125.68
Interest bearing bank balance, Insurance Account, Frost Bank	210,891.91
Total Deposits at Frost Bank	<u><u>\$17,658,830.41</u></u>

Pledged Securities at Federal Reserve Bank for Deposits at Frost Bank

ID	CUSIP Number	Maturity Date	Name of Security Pledged	Par Value	Book Value	Market Value
K3XZ	36202FPF7	20-Jan-41	4.00 GNMA	20,685,000.00	8,141,387.64	8,774,548.81
K3XZ	3620AC5Z3	15-Oct-24	4.00 GNMA	22,119,000.00	3,555,362.05	3,770,132.01
K3XZ	912828D72	31-Aug-21	2.00 NOTE	8,778,000.00	8,778,000.00	9,083,518.29
			FDIC Insurance at Frost Bank			250,000.00
			Total Security for Deposits at Frost Bank			<u><u>21,878,199.12</u></u>
			Excess collateral available for deposits			<u><u>4,219,368.71</u></u>

**Financial Statements
for period ended
April 30, 2016**

**Harris County Appraisal District
Consolidated Balance Sheet
April 30, 2016**

Assets:

Texpool Investment		19,829,759.17
Petty Cash		1,600.00
Cash-Citibank Delaware		11,000.00
Flex Plan Deposit		7,434.90
Municipal Bond-City of Corpus Christi		383,871.95
Municipal Bond-City of Pharr		607,894.70
Texpool-Blue Cross		411,553.40
Cash-INSURANCE-Frost Bank		427,868.65
Cash-EFTPS-Frost Bank		5,442.49
Cash in Bank- Frost Bank		12,599,543.27
Assessments Receivable		(33,432.66)
Other Accounts Receivable		32,039.73
Employees Receivable		(2,085.14)
Prepaid Expenses		4,525.68
Fixed Assets:		
Furniture, Fixtures & Equipment	649,266.91	
Less: Accumulated Depreciation	(508,842.78)	
Computer & Peripherals	4,933,786.54	
Less: Accumulated Depreciation	(4,615,248.17)	
Geographical Information System	6,030,075.00	
Vehicles	154,988.79	
Less: Accumulated Depreciation	(126,768.93)	
Land	2,335,000.00	
Building	16,602,033.40	
Less: Accumulated Depreciation	(3,652,447.57)	
Total Fixed Assets		21,801,843.19
Amount Provided for Accrued Vacation		2,720,401.02
Amount Provided for Capital Lease Obligation		17,653,008.13
Total Assets		<u><u>\$76,462,268.48</u></u>

Liabilities & Fund Balance:

Accounts Payable		860,195.58
Accrued Vacation Payable		2,720,401.02
Accrued Comp. Payable		166,933.58
Revenues Collected in Advance		12,951,054.02
Investments in General Fixed Assets		21,801,843.19
Capital Lease Obligation		17,653,008.13
Fund Balance:		
Restricted for:		
Capital Project	42,278.13	
Assigned for:		
Prior Years Encumbrances	365,339.08	
Insurance Claims	270,261.70	
Capital Improvement	1,000,000.00	
Operating Reserve	750,000.00	
Stairwell Project	1,000,000.00	
Unrestricted Fund Balance	10,241,608.25	
2016 Transactions to Date	7,004,684.88	
Total Fund Balance		20,308,832.96
Total Liabilities & Fund Balance		<u><u>\$76,462,268.48</u></u>

Harris County Appraisal District
Report of 2015 Line Item Expenditures - General Fund
Adjusted Budget and Year to Date Combined Expenditures and Encumbrances
April 30, 2016

Account Number	Account Name	Budget Adjusted	Year to Date Expenditures	Year to Date Encumbrances	Budget Variance
SALARIES, WAGES & RELATED					
3010	Salaries & Wages - Net	35,175,989	10,245,248	21,765,507	3,165,234
3011	ARB Board Members	2,700,000	279,160	0	2,420,840
3020	Shift Wages	32,000	80,863	172,287	(221,150)
3030	Overtime	229,483	71,678	0	157,805
3040	Part-time & Seasonal Wages	302,500	66,631	0	235,869
TOTAL SALARIES, WAGES & RELATED		38,439,972	10,743,579	21,937,794	5,758,599
EMPLOYEE BENEFITS & RELATED					
3501	Group Health Insurance	6,895,202	151,898	0	6,743,304
3502	Health Ins Claims Paid	0	1,718,175	0	(1,718,175)
3508	RX Claims Paid	0	695,007	0	(695,007)
3509	Dental Claims Paid	0	135,064	0	(135,064)
3503	Workers' Compensation Insurance	95,000	80,735	0	14,265
3504	Group Life & LTD Insurance	93,200	27,590	0	65,610
3505	Group Dental Insurance	226,980	(47,550)	0	274,530
3506	Group Vision Insurance	0	25,300	0	(25,300)
3507	Unemployment Insurance	224,100	105,548	0	118,552
3520	Retirement	4,638,767	1,078,454	3,002,891	557,423
3526	FICA Medicare	557,378	151,737	306,652	98,989
3527	Social Security	186,155	21,439	8,366	156,350
TOTAL EMPLOYEE BENEFITS & RELATED		12,916,782	4,143,396	3,317,909	5,455,477
OFFICE & FIELD OPERATIONS					
4001	Office Supplies	155,586	34,831	12,623	108,131
4003	Office Equipment Maintenance	455,450	79,209	43,924	332,317
4011	Telephone & Communication Service	289,843	83,734	31,757	174,352
4020	Photocopier Leases	94,000	20,526	47,315	26,159
4021	Copier Paper, Suppl & Maint.	145,390	16,195	99,809	29,386
4030	Mapping Reproduction & Supplies	5,000	0	0	5,000
4040	Public Notice Advertising	18,000	553	0	17,447
4050	Security Services	159,750	49,318	47,201	63,231
4060	Field Travel & Other Expenses	1,080,868	238,393	0	842,475
4070	Appraisal Supplies	13,140	2,225	0	10,915
4080	Vehicle Gasoline & Maintenance	34,000	3,580	8,001	22,418
4090	Records Storage & Supplies	1,500	0	0	1,500
4097	Employee Recognition Activities	12,000	459	9,000	2,541
4100	Postage, Mailing, & Handling Svc	2,172,000	769,659	265,802	1,136,539
4200	Professional Registration & Dues	75,375	41,016	1,724	32,635
4202	Seminars & Other Tuition	227,027	59,909	4,791	162,327
4212	Education Travel & Expenses	126,500	37,438	0	89,062
4213	Books, Manuals & Publications	252,632	108,195	105,583	38,855
4501	Printing, Forms & Stationery	80,150	43,155	18,135	18,860
4530	Paper, Computer Stock	135,483	27,624	21,345	86,514
TOTAL OFFICE & FIELD OPERATIONS		5,533,694	1,616,020	717,010	3,200,664


Harris County Appraisal District
Report of 2015 Line Item Expenditures - General Fund
Adjusted Budget and Year to Date Combined Expenditures and Encumbrances
April 30, 2016

Account Number	Account Name	Budget Adjusted	Year to Date Expenditures	Year to Date Encumbrances	Budget Variance
COMPUTER OPERATIONS					
5020	CPU & Related Maintenance	104,000	68,257	29,158	6,585
5030	Other Computer Maintenance	11,000	8,372	0	2,628
5040	Computer Supplies	33,850	5,716	11,685	16,449
5050	Software Lease & Maintenance	1,212,984	1,055,052	19,606	138,326
5060	Teleprocessing Lines & Installation	17,500	0	0	17,500
	TOTAL COMPUTER OPERATIONS	1,379,334	1,137,397	60,449	181,488
PROFESSIONAL SERVICES					
5510	Financial Auditing	60,300	24,938	18,059	17,303
5520	Legal Services	10,983,967	2,011,597	4,200	8,968,170
5525	Arbitrator Fees & Services	200,000	50,300	0	149,700
5526	State Office of Admin Hearings	5,000	0	0	5,000
5530	Appraisal Services	1,506,295	642,233	799,344	64,718
5550	Other Professional Services	543,760	128,160	324,717	90,884
5551	Mapping & Records Maintenance	1,320,722	260,000	19,105	1,041,617
	TOTAL PROFESSIONAL SERVICES	14,620,044	3,117,227	1,165,425	10,337,392
OFFICE SPACE, UTILITIES & RELATED					
6100	Office Space	2,421,904	811,502	1,614,160	(3,758)
6150	Utilities	590,000	72,365	372,635	145,000
6200	Building & Fixture Maintenance	1,524,650	191,571	336,885	996,194
6400	Casualty & Liability Insurance	130,000	87,115	0	42,885
	TOTAL OFFICE SPACE, UTILITIES & RELATE	4,666,554	1,162,552	2,323,681	1,180,321
6501	Capital Purchases	150,000	0	0	150,000
	Total Expenditures	77,706,380	21,920,172	29,522,268	26,263,940

**Harris County Appraisal District
 Combined Revenues and Expenditures - General Fund
 April 30, 2016**

Account Name	Budget	Year to Date Revenues & Expenditures	Year to Date Encumbrances	Budget Variance
ALLOCATION & REVENUES:				
Period Budget Allocation	77,706,380	25,902,212	0	51,804,168
Investment Interest	0	22,292	0	(22,292)
Other Income	0	144,844	0	(144,844)
Total Revenue	<u>77,706,380</u>	<u>26,069,348</u>	<u>0</u>	<u>51,637,032</u>
EXPENDITURES:				
Salaries, Wages & Related	38,439,972	10,743,579	21,937,794	5,758,599
Employee Benefits & Related	12,916,782	4,143,396	3,317,909	5,455,477
Office & Field Operations	5,533,694	1,616,020	717,010	3,200,664
Computer Operations	1,379,334	1,137,397	60,449	181,488
Professional Services	14,620,044	3,117,227	1,165,425	10,337,392
Office Space, Utilities, & Maintenance	4,666,554	1,162,552	2,323,681	1,180,321
Capital Purchases	150,000	0	0	150,000
Total Expenditures	<u>77,706,380</u>	<u>21,920,172</u>	<u>29,522,268</u>	<u>26,263,940</u>

INVESTMENT REPORT
HARRIS COUNTY APPRAISAL DISTRICT
APRIL 30, 2016



The Harris County Appraisal District's investment portfolio is in compliance with the HCAD Investment Policy's investment strategies and Chapter 2256 of the Texas Local Government Code.

Report approved by:


Theresa Paul
Chief Financial Officer

Report approved by:


Tracey Dang
Assistant Chief Financial Officer

SECURITIES INVENTORY
as of APRIL 30, 2016

Fund	Purchase Date	Security	Coupon	Rating	Maturity	Yield	Beginning Book/Market	Purchases Deposits	Withdrawals Redemptions	Interest Earnings	Ending Book/Market
General Fund											
Municipal Bonds											
	20-Oct-15	Corpus Christi TX CUSIP 2201126G6	1.07%	AA	1-Mar-17	1.07%	385,218	0	0	2,075	385,570
	22-Oct-15	City of Pharr TX CUSIP 717180MK6	3.00%	A+	15-Aug-17	0.96%	611,582	0	0	(161)	605,865
Total Securities							996,800	0	0	1,913	991,435
Pools											
General Fund	n/a	TexPool	0.00%	AAAm	n/a	0.338%	19,824,253	0	0	5,506.61	19,829,759
Int. Srv. Fund	n/a	TexPool	0.00%	AAAm	n/a	0.338%	1,511,306	0	1,100,000	247.15	411,553
Total Pools							21,335,559	0	1,100,000	5,754	20,241,313

FUNDS ON DEPOSIT & PLEDGED SECURITIES
Harris County Appraisal District
APRIL 30, 2016

Funds on Deposit	<u>Amount</u>					
Interest bearing bank balance, Concentration Account, Frost Bank	12,719,348.61					
Interest bearing bank balance, Payroll Tax Account, Frost Bank	5,442.49					
Interest bearing bank balance, Insurance Account, Frost Bank	418,547.12					
Total Deposits at Frost Bank	<u>\$13,143,338.22</u>					
 Pledged Securities at Federal Reserve Bank for Deposits at Frost Bank						
ID	CUSIP Number	Maturity Date	Name of Security Pledged	Par Value	Book Value	Market Value
K3XZ	36202FPF7	20-Jan-41	4.00 GNMA	20,685,000.00	7,979,704.37	8,590,262.27
K3XZ	3620AC5Z3	15-Oct-24	4.00 GNMA	22,119,000.00	3,438,169.84	3,645,929.88
K3XZ	912828D72	31-Aug-21	2.00 NOTE	8,778,000.00	8,778,000.00	9,061,573.29
			FDIC Insurance at Frost Bank			250,000.00
			Total Security for Deposits at Frost Bank			<u>21,547,765.45</u>
			Excess collateral available for deposits			<u>8,404,427.23</u>

**Financial Statements
for period ended
May 31, 2016**

**Harris County Appraisal District
Consolidated Balance Sheet
May 31, 2016**

Assets:

Texpool Investment		19,835,482.96
Petty Cash		1,600.00
Cash-Citibank Delaware		11,000.00
Flex Plan Deposit		7,434.90
Municipal Bond-City of Corpus Christi		383,871.95
Municipal Bond-City of Pharr		607,894.70
Texpool-Blue Cross		1,812,021.91
Cash-INSURANCE-Frost Bank		683,198.05
Cash-EFTPS-Frost Bank		5,442.72
Cash in Bank- Frost Bank		7,391,758.01
Assessments Receivable		17,825,956.34
Other Accounts Receivable		34,001.40
Employees Receivable		510.82
Capital Reserve Account		151,549.01
Prepaid Expenses		4,330.89
Fixed Assets:		
Furniture, Fixtures & Equipment	649,266.91	
Less: Accumulated Depreciation	(508,842.78)	
Computer & Peripherals	4,933,786.54	
Less: Accumulated Depreciation	(4,615,248.17)	
Geographical Information System	6,030,075.00	
Vehicles	154,988.79	
Less: Accumulated Depreciation	(126,768.93)	
Land	2,335,000.00	
Building	16,602,033.40	
Less: Accumulated Depreciation	(3,652,447.57)	
Total Fixed Assets		21,801,843.19
Amount Provided for Accrued Vacation		2,720,401.02
Amount Provided for Capital Lease Obligation		17,537,868.53
Total Assets		\$90,816,166.40

Liabilities & Fund Balance:

Accounts Payable		1,052,212.68
Accrued Vacation Payable		2,720,401.02
Accrued Comp. Payable		166,933.58
Revenues Collected in Advance		25,902,227.02
Investments in General Fixed Assets		21,801,843.19
Capital Lease Obligation		17,537,868.53
Fund Balance:		
Restricted for:		
Capital Project	42,278.13	
Assigned for:		
Prior Years Encumbrances	44,957.48	
Insurance Claims	1,850,422.83	
Capital Improvement	1,000,000.00	
Operating Reserve	750,000.00	
Stairwell Project	1,000,000.00	
Unrestricted Fund Balance	10,242,105.28	
2016 Transactions to Date	6,749,874.14	
Total Fund Balance		21,634,680.38
Total Liabilities & Fund Balance		\$90,816,166.40

Harris County Appraisal District
Report of 2015 Line Item Expenditures - General Fund
Adjusted Budget and Year to Date Combined Expenditures and Encumbrances
May 31, 2016

Account Number	Account Name	Budget Adjusted	Year to Date Expenditures	Year to Date Encumbrances	Budget Variance
SALARIES, WAGES & RELATED					
3010	Salaries & Wages - Net	35,175,989	12,830,951	19,179,804	3,165,234
3011	ARB Board Members	2,700,000	346,168	0	2,353,832
3020	Shift Wages	32,000	107,077	146,073	(221,150)
3030	Overtime	229,483	108,048	0	121,435
3040	Part-time & Seasonal Wages	302,500	92,597	0	209,903
TOTAL SALARIES, WAGES & RELATED		38,439,972	13,484,841	19,325,877	5,629,254
EMPLOYEE BENEFITS & RELATED					
3501	Group Health Insurance	6,895,202	2,183,597	0	4,711,605
3502	Health Ins Claims Paid	0	1,957,210	0	(1,957,210)
3508	RX Claims Paid	0	760,129	0	(760,129)
3509	Dental Claims Paid	0	175,581	0	(175,581)
3503	Workers' Compensation Insurance	95,000	80,735	0	14,265
3504	Group Life & LTD Insurance	93,200	35,070	0	58,130
3505	Group Dental Insurance	226,980	(58,160)	0	285,140
3506	Group Vision Insurance	0	31,739	0	(31,739)
3507	Unemployment Insurance	224,100	107,767	0	116,333
3520	Retirement	4,638,767	1,703,127	2,632,767	302,873
3526	FICA Medicare	557,378	190,684	268,676	98,017
3527	Social Security	186,155	27,203	6,756	152,196
TOTAL EMPLOYEE BENEFITS & RELATED		12,916,782	7,194,683	2,908,199	2,813,900
OFFICE & FIELD OPERATIONS					
4001	Office Supplies	155,586	46,483	8,217	100,886
4003	Office Equipment Maintenance	455,450	110,414	54,200	290,836
4011	Telephone & Communication Service	289,843	98,472	99,102	92,269
4020	Photocopier Leases	94,000	28,313	54,653	11,034
4021	Copier Paper, Suppl & Maint.	145,390	45,376	69,996	30,018
4030	Mapping Reproduction & Supplies	5,000	147	0	4,853
4040	Public Notice Advertising	18,000	10,474	970	6,556
4050	Security Services	159,750	60,038	43,339	56,373
4060	Field Travel & Other Expenses	1,080,868	315,320	0	765,548
4070	Appraisal Supplies	13,140	2,225	0	10,915
4080	Vehicle Gasoline & Maintenance	34,000	4,739	7,558	21,704
4090	Records Storage & Supplies	1,500	0	0	1,500
4097	Employee Recognition Activities	12,000	147	9,000	2,853
4100	Postage, Mailing, & Handling Svc	2,172,000	784,432	254,529	1,133,039
4200	Professional Registration & Dues	75,375	50,390	1,857	23,128
4202	Seminars & Other Tuition	227,027	78,920	1,162	146,945
4212	Education Travel & Expenses	126,500	42,605	2,371	81,524
4213	Books, Manuals & Publications	252,632	127,977	86,761	37,895
4501	Printing, Forms & Stationery	80,150	44,904	16,527	18,719
4530	Paper, Computer Stock	135,483	30,312	18,657	86,514
TOTAL OFFICE & FIELD OPERATIONS		5,533,694	1,881,689	728,897	2,923,108


Harris County Appraisal District
Report of 2015 Line Item Expenditures - General Fund
Adjusted Budget and Year to Date Combined Expenditures and Encumbrances
May 31, 2016

Account Number	Account Name	Budget Adjusted	Year to Date Expenditures	Year to Date Encumbrances	Budget Variance
COMPUTER OPERATIONS					
5020	CPU & Related Maintenance	104,000	90,915	6,500	6,585
5030	Other Computer Maintenance	11,000	8,372	1,980	648
5040	Computer Supplies	33,850	7,438	12,143	14,269
5050	Software Lease & Maintenance	1,612,984	1,073,260	514,284	25,440
5060	Teleprocessing Lines & Installation	17,500	0	15,754	1,746
	TOTAL COMPUTER OPERATIONS	1,779,334	1,179,985	550,661	48,688
PROFESSIONAL SERVICES					
5510	Financial Auditing	60,300	42,997	0	17,303
5520	Legal Services	10,583,967	2,599,421	0	7,984,546
5525	Arbitrator Fees & Services	200,000	130,100	0	69,900
5526	State Office of Admin Hearings	5,000	0	0	5,000
5530	Appraisal Services	1,506,295	768,504	719,673	18,118
5550	Other Professional Services	543,760	176,115	277,572	90,073
5551	Mapping & Records Maintenance	1,320,722	261,500	17,605	1,041,617
	TOTAL PROFESSIONAL SERVICES	14,220,044	3,978,637	1,014,850	9,226,557
OFFICE SPACE, UTILITIES & RELATED					
6100	Office Space	2,421,904	1,015,151	1,411,767	(5,015)
6150	Utilities	590,000	103,819	341,181	145,000
6200	Building & Fixture Maintenance	1,524,650	248,244	296,746	979,660
6400	Casualty & Liability Insurance	130,000	87,115	284	42,601
	TOTAL OFFICE SPACE, UTILITIES & RELATE	4,666,554	1,454,329	2,049,978	1,162,247
6501	Capital Purchases	150,000	0	41,971	108,029
	Total Expenditures	77,706,380	29,174,165	26,620,433	21,911,782

**Harris County Appraisal District
 Combined Revenues and Expenditures - General Fund
 May 31, 2016**

Account Name	Budget	Year to Date Revenues & Expenditures	Year to Date Encumbrances	Budget Variance
ALLOCATION & REVENUES:				
Period Budget Allocation	77,706,380	32,377,739	0	45,328,641
Investment Interest	0	33,708	0	(33,708)
Other Income	0	298,100	0	(298,100)
Total Revenue	77,706,380	32,709,547	0	44,996,833
EXPENDITURES:				
Salaries, Wages & Related	38,439,972	13,484,841	19,325,877	5,629,254
Employee Benefits & Related	12,916,782	7,194,683	2,908,199	2,813,900
Office & Field Operations	5,533,694	1,881,689	728,897	2,923,108
Computer Operations	1,779,334	1,179,985	550,661	48,688
Professional Services	14,220,044	3,978,637	1,014,850	9,226,557
Office Space, Utilities, & Maintenance	4,666,554	1,454,329	2,049,978	1,162,247
Capital Purchases	150,000	0	41,971	108,029
Total Expenditures	77,706,380	29,174,165	26,620,433	21,911,782

INVESTMENT REPORT
HARRIS COUNTY APPRAISAL DISTRICT
MAY 31, 2016



The Harris County Appraisal District's investment portfolio is in compliance with the HCAD Investment Policy's investment strategies and Chapter 2256 of the Texas Local Government Code.

Report approved by:


Theresa Paul
Chief Financial Officer

Report approved by:


Tracey Dang
Assistant Chief Financial Officer

SECURITIES INVENTORY
as of MAY 31, 2016

Fund	Purchase Date	Security	Coupon	Rating	Maturity	Yield	Beginning Book/Market	Purchases Deposits	Withdrawals Redemptions	Interest Earnings	Ending Book/Market
General Fund											
	Municipal Bonds										
	20-Oct-15	Corpus Christi TX CUSIP 2201126G6	1.07%	AA	1-Mar-17	1.07%	385,218	0	0	2,075	385,570
	22-Oct-15	City of Pharr.TX CUSIP 717180MK6	3.00%	A+	15-Aug-17	0.96%	611,582	0	0	(161)	605,865
		Total Securities					996,800	0	0	1,913	991,435
	Pools										
General Fund	n/a	TexPool	0.00%	AAAm	n/a	0.340%	19,829,759	0	0	5,723.79	19,835,483
Int. Srv. Fund	n/a	TexPool	0.00%	AAAm	n/a	0.340%	411,553	1,700,000	300,000	468.51	1,812,022
		Total Pools					20,241,313	1,700,000	300,000	6,192	21,647,505

FUNDS ON DEPOSIT & PLEDGED SECURITIES
Harris County Appraisal District
MAY 31, 2016

Funds on Deposit	<u>Amount</u>
Interest bearing bank balance, Concentration Account, Frost Bank	8,321,655.81
Interest bearing bank balance, Payroll Tax Account, Frost Bank	5,442.72
Interest bearing bank balance, Insurance Account, Frost Bank	489,224.36
Total Deposits at Frost Bank	<u><u>\$8,816,322.89</u></u>

Pledged Securities at Federal Reserve Bank for Deposits at Frost Bank

ID	CUSIP Number	Maturity Date	Name of Security Pledged	Par Value	Book Value	Market Value
K3X2	36202FPF7	20-Jan-41	4.00 GNMA	20,685,000.00	7,825,334.28	8,416,589.31
K3X2	3620AC5Z3	15-Oct-24	4.00 GNMA	22,119,000.00	3,367,707.77	3,594,038.28
K3X2	912828D72	31-Aug-21	2.00 NOTE	8,778,000.00	8,778,000.00	9,029,682.82
			FDIC Insurance at Frost Bank			250,000.00
			Total Security for Deposits at Frost Bank			<u><u>21,290,310.40</u></u>
			Excess collateral available for deposits			<u><u>12,473,987.51</u></u>

**Financial Statements
for period ended
June 30, 2016**

**Harris County Appraisal District
Consolidated Balance Sheet
June 30, 2016**

Assets:

Texpool Investment		19,841,405.31
Petty Cash		1,600.00
Cash-Citibank Delaware		11,000.00
Flex Plan Deposit		7,619.40
Municipal Bond-City of Corpus Christi		383,871.95
Municipal Bond-City of Pharr		607,894.70
Texpool-Blue Cross		912,487.71
Cash-INSURANCE-Frost Bank		704,337.12
Cash-EFTPS-Frost Bank		5,442.96
Cash in Bank- Frost Bank		19,804,682.17
Assessments Receivable		253,148.25
Other Accounts Receivable		32,479.06
Employees Receivable		(1,034.46)
Prepaid Expenses		1,603.83
Fixed Assets:		
Furniture, Fixtures & Equipment	649,266.91	
Less: Accumulated Depreciation	(537,307.14)	
Computer & Peripherals	4,975,757.78	
Less: Accumulated Depreciation	(4,496,045.83)	
Geographical Information System	6,030,075.00	
Vehicles	154,988.79	
Less: Accumulated Depreciation	(134,384.39)	
Land	2,335,000.00	
Building	16,602,033.40	
Less: Accumulated Depreciation	(3,818,467.93)	
Total Fixed Assets		21,760,916.59
Amount Provided for Accrued Vacation		2,720,401.02
Amount Provided for Capital Lease Obligation		17,422,194.88
Total Assets		<u><u>\$84,470,050.49</u></u>

Liabilities & Fund Balance:

Accounts Payable		1,174,336.15
Accrued Vacation Payable		2,720,401.02
Accrued Comp. Payable		166,933.58
Revenues Collected in Advance		19,426,700.02
Investments in General Fixed Assets		21,894,899.04
Capital Lease Obligation		17,422,194.88
Fund Balance:		
Restricted for:		
Capital Project	42,278.13	
Assigned for:		
Prior Years Encumbrances	44,957.48	
Insurance Claims	1,122,974.01	
Capital Improvement	1,000,000.00	
Operating Reserve	750,000.00	
Stairwell Project	1,000,000.00	
Unrestricted Fund Balance	9,462,652.62	
2016 Transactions to Date	8,286,681.04	
Total Fund Balance		21,664,585.80
Total Liabilities & Fund Balance		<u><u>\$84,470,050.49</u></u>

Harris County Appraisal District
Report of 2015 Line Item Expenditures - General Fund
Adjusted Budget and Year to Date Combined Expenditures and Encumbrances
June 30, 2016

Account Number	Account Name	Budget Adjusted	Year to Date Expenditures	Year to Date Encumbrances	Budget Variance
SALARIES, WAGES & RELATED					
3010	Salaries & Wages - Net	34,953,989	15,403,470	16,607,286	2,943,234
3011	ARB Board Members	2,700,000	492,293	0	2,207,707
3020	Shift Wages	254,000	131,512	121,638	850
3030	Overtime	229,483	145,874	0	83,609
3040	Part-time & Seasonal Wages	302,500	121,372	0	181,128
TOTAL SALARIES, WAGES & RELATED		38,439,972	16,294,521	16,728,924	5,416,527
EMPLOYEE BENEFITS & RELATED					
3501	Group Health Insurance	6,895,202	2,238,166	0	4,657,036
3502	Health Ins Claims Paid	0	2,517,335	0	(2,517,335)
3508	RX Claims Paid	0	1,063,175	0	(1,063,175)
3509	Dental Claims Paid	0	212,491	0	(212,491)
3503	Workers' Compensation Insurance	95,000	80,735	0	14,265
3504	Group Life & LTD Insurance	93,200	42,562	0	50,638
3505	Group Dental Insurance	226,980	(68,766)	0	295,746
3506	Group Vision Insurance	0	38,169	0	(38,169)
3507	Unemployment Insurance	224,100	110,177	0	113,923
3520	Retirement	4,638,767	1,703,127	2,264,681	670,959
3526	FICA Medicare	557,378	230,612	230,867	95,899
3527	Social Security	186,155	38,047	4,972	143,136
TOTAL EMPLOYEE BENEFITS & RELATED		12,916,782	8,205,830	2,500,520	2,210,431
OFFICE & FIELD OPERATIONS					
4001	Office Supplies	155,586	54,019	9,147	92,420
4003	Office Equipment Maintenance	455,450	132,404	36,940	286,106
4011	Telephone & Communication Service	289,843	118,742	76,030	95,071
4020	Photocopier Leases	94,000	33,333	50,056	10,612
4021	Copier Paper, Suppl & Maint.	145,390	51,914	63,068	30,407
4030	Mapping Reproduction & Supplies	5,000	147	0	4,853
4040	Public Notice Advertising	18,000	11,444	150	6,406
4050	Security Services	159,750	74,199	36,196	49,355
4060	Field Travel & Other Expenses	1,071,868	392,489	0	679,379
4070	Appraisal Supplies	13,140	2,225	0	10,915
4080	Vehicle Gasoline & Maintenance	34,000	5,084	7,264	21,652
4090	Records Storage & Supplies	1,500	0	0	1,500
4097	Employee Recognition Activities	12,000	(164)	9,000	3,164
4100	Postage, Mailing, & Handling Svc	2,172,000	819,746	222,215	1,130,039
4200	Professional Registration & Dues	75,375	53,854	1,284	20,237
4202	Seminars & Other Tuition	227,027	80,626	25,054	121,347
4212	Education Travel & Expenses	135,500	51,660	684	83,156
4213	Books, Manuals & Publications	252,632	140,164	75,551	36,917
4501	Printing, Forms & Stationery	80,150	49,801	12,169	18,180
4530	Paper, Computer Stock	135,483	36,023	12,946	86,514
TOTAL OFFICE & FIELD OPERATIONS		5,533,694	2,107,711	637,753	2,788,229


Harris County Appraisal District
Report of 2015 Line Item Expenditures - General Fund
Adjusted Budget and Year to Date Combined Expenditures and Encumbrances
June 30, 2016

Account Number	Account Name	Budget Adjusted	Year to Date Expenditures	Year to Date Encumbrances	Budget Variance
COMPUTER OPERATIONS					
5020	CPU & Related Maintenance	104,000	92,215	5,200	6,585
5030	Other Computer Maintenance	11,000	10,352	0	648
5040	Computer Supplies	33,850	11,879	9,115	12,856
5050	Software Lease & Maintenance	1,795,814	1,572,317	155,133	68,364
5060	Teleprocessing Lines & Installation	17,500	0	15,754	1,746
TOTAL COMPUTER OPERATIONS		1,962,164	1,686,763	185,202	90,199
PROFESSIONAL SERVICES					
5510	Financial Auditing	60,300	42,997	0	17,303
5520	Legal Services	10,401,137	3,305,259	3,593	7,092,285
5525	Arbitrator Fees & Services	200,000	146,200	0	53,800
5526	State Office of Admin Hearings	5,000	0	0	5,000
5530	Appraisal Services	1,506,295	1,006,493	481,684	18,118
5550	Other Professional Services	543,760	207,666	246,021	90,073
5551	Mapping & Records Maintenance	1,320,722	275,634	3,471	1,041,617
TOTAL PROFESSIONAL SERVICES		14,037,214	4,984,248	734,770	8,318,196
OFFICE SPACE, UTILITIES & RELATED					
6100	Office Space	2,421,904	1,217,545	1,209,374	(5,015)
6150	Utilities	590,000	133,822	311,178	145,000
6200	Building & Fixture Maintenance	1,524,650	313,421	280,396	930,833
6400	Casualty & Liability Insurance	130,000	87,186	213	42,601
TOTAL OFFICE SPACE, UTILITIES & RELATE		4,666,554	1,751,973	1,801,162	1,113,420
6501	Capital Purchases	150,000	41,971	0	108,029
Total Expenditures		77,706,380	35,073,017	22,588,331	20,045,032

**Harris County Appraisal District
 Combined Revenues and Expenditures - General Fund
 June 30, 2016**

Account Name	Budget	Year to Date Revenues & Expenditures	Year to Date Encumbrances	Budget Variance
ALLOCATION & REVENUES:				
Period Budget Allocation	77,706,380	38,853,266	0	38,853,114
Investment Interest	0	35,335	0	(35,335)
Other Income	0	356,524	0	(356,524)
Total Revenue	<u>77,706,380</u>	<u>39,245,125</u>	<u>0</u>	<u>38,461,255</u>
EXPENDITURES:				
Salaries, Wages & Related	38,439,972	16,294,521	16,728,924	5,416,527
Employee Benefits & Related	12,916,782	8,205,830	2,500,520	2,210,431
Office & Field Operations	5,533,694	2,107,711	637,753	2,788,229
Computer Operations	1,962,164	1,686,763	185,202	90,199
Professional Services	14,037,214	4,984,248	734,770	8,318,196
Office Space, Utilities, & Maintenance	4,666,554	1,751,973	1,801,162	1,113,420
Capital Purchases	150,000	41,971	0	108,029
Total Expenditures	<u>77,706,380</u>	<u>35,073,017</u>	<u>22,588,331</u>	<u>20,045,032</u>

INVESTMENT REPORT
HARRIS COUNTY APPRAISAL DISTRICT
JUNE 30, 2016



The Harris County Appraisal District's investment portfolio is in compliance with the HCAD Investment Policy's investment strategies and Chapter 2256 of the Texas Local Government Code.

Report approved by:



Theresa Paul
Chief Financial Officer

Report approved by:



Tracey Dang
Assistant Chief Financial Officer

SECURITIES INVENTORY
as of JUNE 30, 2016

Fund	Purchase Date	Security	Coupon	Rating	Maturity	Yield	Beginning Book/Market	Purchases Deposits	Withdrawals Redemptions	Interest Earnings	Ending Book/Market
General Fund											
	Municipal Bonds										
	20-Oct-15	Corpus Christi TX CUSIP 2201126G6	1.07%	AA	1-Mar-17	1.07%	385,218	0	0	2,075	385,570
	22-Oct-15	City of Pharr TX CUSIP 717180MK6	3.00%	A+	15-Aug-17	0.96%	611,582	0	0	(161)	605,865
		Total Securities					996,800	0	0	1,913	991,435
	Pools										
General Fund	n/a	TexPool	0.00%	AAAm	n/a	0.363%	19,835,483	0	0	5,922.35	19,841,405
Int. Srv. Fund	n/a	TexPool	0.00%	AAAm	n/a	0.363%	1,812,022	0	900,000	465.80	912,488
		Total Pools					21,647,505	0	900,000	6,388	20,753,893

FUNDS ON DEPOSIT & PLEDGED SECURITIES
Harris County Appraisal District
JUNE 30, 2016

Funds on Deposit	<u>Amount</u>
Interest bearing bank balance, Concentration Account, Frost Bank	19,719,979.80
Interest bearing bank balance, Payroll Tax Account, Frost Bank	5,442.96
Interest bearing bank balance, Insurance Account, Frost Bank	963,560.19
Total Deposits at Frost Bank	<u><u>\$20,688,982.95</u></u>

Pledged Securities at Federal Reserve Bank for Deposits at Frost Bank

ID	CUSIP Number	Maturity Date	Name of Security Pledged	Par Value	Book Value	Market Value
K3XZ	36202FPF7	20-Jan-41	4.00 GNMA	20,685,000.00	7,644,244.14	8,237,155.64
K3XZ	3620AC5Z3	15-Oct-24	4.00 GNMA	22,119,000.00	3,313,797.36	3,538,157.75
K3XZ	912828D72	31-Aug-21	2.00 NOTE	8,778,000.00	8,778,000.00	8,956,904.42
FDIC Insurance at Frost Bank						250,000.00
Total Security for Deposits at Frost Bank						<u><u>20,982,217.81</u></u>
Excess collateral available for deposits						<u><u>293,234.86</u></u>

**Financial Statements
for period ended
July 31, 2016**

**Harris County Appraisal District
Consolidated Balance Sheet
July 31, 2016**

Assets:

Texpool Investment		24,849,189.86
Petty Cash		1,600.00
Cash-Citibank Delaware		11,000.00
Flex Plan Deposit		7,619.40
Municipal Bond-City of Corpus Christi		383,871.95
Municipal Bond-City of Pharr		607,894.70
Texpool-Blue Cross		2,313,064.10
Cash-INSURANCE-Frost Bank		759,221.67
Cash-EFTPS-Frost Bank		5,443.25
Cash in Bank- Frost Bank		7,092,433.78
Assessments Receivable		(302,413.98)
Other Accounts Receivable		15,058.47
Employees Receivable		(1,208.53)
Prepaid Expenses		1,202.87
Fixed Assets:		
Furniture, Fixtures & Equipment	649,266.91	
Less: Accumulated Depreciation	(537,307.14)	
Computer & Peripherals	4,975,757.78	
Less: Accumulated Depreciation	(4,496,045.83)	
Geographical Information System	6,030,075.00	
Vehicles	154,988.79	
Less: Accumulated Depreciation	(134,384.39)	
Land	2,335,000.00	
Building	16,602,033.40	
Less: Accumulated Depreciation	(3,818,467.93)	
Total Fixed Assets		21,760,916.59
Amount Provided for Accrued Vacation		2,720,401.02
Amount Provided for Capital Lease Obligation		17,305,984.67
Total Assets		<u><u>\$77,531,279.82</u></u>

Liabilities & Fund Balance:

Accounts Payable		687,972.89
Accrued Vacation Payable		2,720,401.02
Accrued Comp. Payable		166,933.58
Revenues Collected in Advance		12,951,133.36
Investments in General Fixed Assets		21,894,899.04
Capital Lease Obligation		17,305,984.67
Fund Balance:		
Restricted for:		
Capital Project	42,278.13	
Assigned for:		
Prior Years Encumbrances	37,580.71	
Insurance Claims	2,427,488.64	
Capital Improvement	1,000,000.00	
Operating Reserve	750,000.00	
Stairwell Project	1,000,000.00	
Unrestricted Fund Balance	9,492,765.94	
2016 Transactions to Date	7,091,422.55	
Total Fund Balance		21,803,955.26
Total Liabilities & Fund Balance		<u><u>\$77,531,279.82</u></u>

Harris County Appraisal District
Report of 2016 Line Item Expenditures - General Fund
Adjusted Budget and Year to Date Combined Expenditures and Encumbrances
July 31, 2016

Account Number	Account Name	Budget Adjusted	Year to Date Expenditures	Year to Date Encumbrances	Budget Variance
SALARIES, WAGES & RELATED					
3010	Salaries & Wages - Net	34,953,989	18,030,215	13,980,540	2,943,234
3011	ARB Board Members	2,700,000	940,867	0	1,759,133
3020	Shift Wages	254,000	158,853	94,297	850
3030	Overtime	229,483	176,837	0	52,646
3040	Part-time & Seasonal Wages	302,500	146,685	0	155,815
TOTAL SALARIES, WAGES & RELATED		38,439,972	19,453,457	14,074,837	4,911,677
EMPLOYEE BENEFITS & RELATED					
3501	Group Health Insurance	6,895,202	4,281,371	0	2,613,831
3502	Health Ins Claims Paid	0	3,074,545	0	(3,074,545)
3508	RX Claims Paid	0	1,204,714	0	(1,204,714)
3509	Dental Claims Paid	0	242,701	0	(242,701)
3503	Workers' Compensation Insurance	95,000	80,735	0	14,265
3504	Group Life & LTD Insurance	93,200	46,486	0	46,714
3505	Group Dental Insurance	226,980	(79,362)	0	306,342
3506	Group Vision Insurance	0	44,624	0	(44,624)
3507	Unemployment Insurance	224,100	114,460	0	109,640
3520	Retirement	4,638,767	2,462,339	1,889,338	287,090
3526	FICA Medicare	557,378	275,650	192,334	89,394
3527	Social Security	186,155	67,428	3,402	115,324
TOTAL EMPLOYEE BENEFITS & RELATED		12,916,782	11,815,691	2,085,075	(983,983)
OFFICE & FIELD OPERATIONS					
4001	Office Supplies	155,586	63,350	6,919	85,317
4003	Office Equipment Maintenance	455,450	143,879	53,967	257,605
4011	Telephone & Communication Service	289,843	135,177	64,744	89,922
4020	Photocopier Leases	94,000	37,664	45,170	11,165
4021	Copier Paper, Suppl & Maint.	145,390	57,896	57,087	30,407
4030	Mapping Reproduction & Supplies	5,000	147	715	4,137
4040	Public Notice Advertising	18,000	11,645	0	6,355
4050	Security Services	159,750	95,153	29,224	35,372
4060	Field Travel & Other Expenses	1,055,368	467,535	0	587,833
4070	Appraisal Supplies	13,140	2,704	0	10,436
4080	Vehicle Gasoline & Maintenance	34,000	5,548	6,868	21,584
4090	Records Storage & Supplies	1,500	1,046	0	454
4097	Employee Recognition Activities	12,000	822	9,000	2,178
4100	Postage, Mailing, & Handling Svc	2,172,000	1,125,247	144,864	901,889
4200	Professional Registration & Dues	75,375	56,313	990	18,072
4202	Seminars & Other Tuition	228,527	109,861	9,732	108,934
4212	Education Travel & Expenses	157,500	67,551	4,177	85,772
4213	Books, Manuals & Publications	252,632	154,171	62,087	36,375
4501	Printing, Forms & Stationery	80,150	51,050	10,921	18,180
4530	Paper, Computer Stock	135,483	44,574	61,368	29,541
TOTAL OFFICE & FIELD OPERATIONS		5,540,694	2,631,334	567,832	2,341,529


Harris County Appraisal District
Report of 2016 Line Item Expenditures - General Fund
Adjusted Budget and Year to Date Combined Expenditures and Encumbrances
July 31, 2016

Account Number	Account Name	Budget Adjusted	Year to Date Expenditures	Year to Date Encumbrances	Budget Variance
COMPUTER OPERATIONS					
5020	CPU & Related Maintenance	104,000	93,515	3,900	6,585
5030	Other Computer Maintenance	11,000	10,352	0	648
5040	Computer Supplies	33,850	14,787	7,089	11,973
5050	Software Lease & Maintenance	1,795,814	1,616,625	113,715	65,474
5060	Teleprocessing Lines & Installation	17,500	15,754	0	1,746
TOTAL COMPUTER OPERATIONS		1,962,164	1,751,033	124,705	86,427
PROFESSIONAL SERVICES					
5510	Financial Auditing	60,300	42,997	0	17,303
5520	Legal Services	10,401,137	3,922,192	0	6,478,945
5525	Arbitrator Fees & Services	200,000	153,050	0	46,950
5526	State Office of Admin Hearings	5,000	0	0	5,000
5530	Appraisal Services	1,506,295	1,048,077	440,100	18,118
5550	Other Professional Services	543,760	268,968	184,719	90,073
5551	Mapping & Records Maintenance	1,313,722	275,634	0	1,038,088
TOTAL PROFESSIONAL SERVICES		14,030,214	5,710,917	624,819	7,694,478
OFFICE SPACE, UTILITIES & RELATED					
6100	Office Space	2,421,904	1,420,288	1,006,981	(5,365)
6150	Utilities	590,000	174,586	270,414	145,000
6200	Building & Fixture Maintenance	1,524,650	400,910	206,797	916,942
6400	Casualty & Liability Insurance	130,000	87,595	0	42,405
TOTAL OFFICE SPACE, UTILITIES & RELATE		4,666,554	2,083,378	1,484,193	1,098,983
6501	Capital Purchases	150,000	41,971	0	108,029
Total Expenditures		77,706,380	43,487,781	18,961,460	15,257,139

**Harris County Appraisal District
 Combined Revenues and Expenditures - General Fund
 July 31, 2016**

Account Name	Budget	Year to Date Revenues & Expenditures	Year to Date Encumbrances	Budget Variance
ALLOCATION & REVENUES:				
Period Budget Allocation	77,706,380	45,328,833	0	32,377,547
Investment Interest	0	43,203	0	(43,203)
Other Income	0	401,216	0	(401,216)
Total Revenue	77,706,380	45,773,252	0	31,933,128
EXPENDITURES:				
Salaries, Wages & Related	38,439,972	19,453,457	14,074,837	4,911,677
Employee Benefits & Related	12,916,782	11,815,691	2,085,075	(983,983)
Office & Field Operations	5,540,694	2,631,334	567,832	2,341,529
Computer Operations	1,962,164	1,751,033	124,705	86,427
Professional Services	14,030,214	5,710,917	624,819	7,694,478
Office Space, Utilities, & Maintenance	4,666,554	2,083,378	1,484,193	1,098,983
Capital Purchases	150,000	41,971	0	108,029
Total Expenditures	77,706,380	43,487,781	18,961,460	15,257,139

INVESTMENT REPORT
HARRIS COUNTY APPRAISAL DISTRICT
JULY 31, 2016



The Harris County Appraisal District's investment portfolio is in compliance with the HCAD Investment Policy's investment strategies and Chapter 2256 of the Texas Local Government Code.

Report approved by:


Theresa Paul
Chief Financial Officer

Report approved by:


Tracey Dang
Assistant Chief Financial Officer

SECURITIES INVENTORY
as of JULY 31, 2016

Fund	Purchase Date	Security	Coupon	Rating	Maturity	Yield	Beginning Book/Market	Purchases Deposits	Withdrawals Redemptions	Interest Earnings	Ending Book/Market
General Fund											
	Municipal Bonds										
	20-Oct-15	Corpus Christi TX CUSIP 2201126G6	1.07%	AA	1-Mar-17	1.07%	385,218	0	0	2,075	385,570
	22-Oct-15	City of Pharr TX CUSIP 717180MK6	3.00%	A+	15-Aug-17	0.96%	611,582	0	0	(161)	605,865
		Total Securities					996,800	0	0	1,913	991,435
	Pools										
General Fund	n/a	TexPool	0.00%	AAAm	n/a	0.369%	19,841,405	5,000,000	0	7,784.55	24,849,190
Int. Srv. Fund	n/a	TexPool	0.00%	AAAm	n/a	0.369%	912,488	2,000,000	600,000	576.39	2,313,064
		Total Pools					20,753,893	7,000,000	600,000	8,361	27,162,254

FUNDS ON DEPOSIT & PLEDGED SECURITIES
Harris County Appraisal District
JULY 31, 2016

Funds on Deposit	<u>Amount</u>
Interest bearing bank balance, Concentration Account, Frost Bank	7,745,768.34
Interest bearing bank balance, Payroll Tax Account, Frost Bank	5,443.25
Interest bearing bank balance, Insurance Account, Frost Bank	590,153.89
Total Deposits at Frost Bank	<u><u>\$8,341,365.48</u></u>

Pledged Securities at Federal Reserve Bank for Deposits at Frost Bank

ID	CUSIP Number	Maturity Date	Name of Security Pledged	Par Value	Book Value	Market Value
K3XZ	36202FPF7	20-Jan-41	4.00 GNMA	20,685,000.00	7,460,149.71	8,029,564.88
K3XZ	3620AC5Z3	15-Oct-24	4.00 GNMA	22,119,000.00	3,268,222.93	3,489,755.43
K3XZ	912828D72	31-Aug-21	2.00 NOTE	8,778,000.00	8,778,000.00	9,181,928.45
FDIC Insurance at Frost Bank						250,000.00
Total Security for Deposits at Frost Bank						<u><u>20,951,248.77</u></u>
Excess collateral available for deposits						<u><u>12,609,883.29</u></u>

**Financial Statements
for period ended
August 31, 2016**

**Harris County Appraisal District
Consolidated Balance Sheet
August 31, 2016**

Assets:

Texpool Investment		19,849,189.86
Petty Cash		1,600.00
Cash-Citibank Delaware		11,000.00
Flex Plan Deposit		7,619.40
Municipal Bond-City of Corpus Christi		383,871.95
Municipal Bond-City of Pharr		607,894.70
Texpool-Blue Cross		2,313,064.10
Cash-INSURANCE-Frost Bank		528,081.62
Cash-EFTPS-Frost Bank		5,443.25
Cash in Bank- Frost Bank		10,020,721.79
Assessments Receivable		16,679,149.56
Other Accounts Receivable		23,494.82
Employees Receivable		978.88
Prepaid Expenses		1,202.87
Fixed Assets:		
Furniture, Fixtures & Equipment	646,815.91	
Less: Accumulated Depreciation	(534,856.14)	
Computer & Peripherals	4,957,235.01	
Less: Accumulated Depreciation	(4,477,523.06)	
Geographical Information System	6,030,075.00	
Vehicles	154,988.79	
Less: Accumulated Depreciation	(134,384.39)	
Land	2,335,000.00	
Building	16,602,033.40	
Less: Accumulated Depreciation	(3,818,467.93)	
Total Fixed Assets		21,760,916.59
Amount Provided for Accrued Vacation		2,720,401.02
Amount Provided for Capital Lease Obligation		17,189,235.36
Total Assets		<u><u>\$92,103,865.77</u></u>

Liabilities & Fund Balance:

Accounts Payable		885,686.74
Accrued Vacation Payable		2,720,401.02
Accrued Comp. Payable		166,933.58
Revenues Collected in Advance		25,902,015.70
Investments in General Fixed Assets		21,873,925.27
Capital Lease Obligation		17,189,235.36
Fund Balance:		
Restricted for:		
Capital Project	42,278.13	
Assigned for:		
Prior Years Encumbrances	34,390.71	
Insurance Claims	2,045,402.28	
Capital Improvement	1,000,000.00	
Operating Reserve	750,000.00	
Stairwell Project	1,000,000.00	
Unrestricted Fund Balance	9,472,969.00	
2016 Transactions to Date	9,055,018.69	
Total Fund Balance		23,365,668.10
Total Liabilities & Fund Balance		<u><u>\$92,103,865.77</u></u>

Harris County Appraisal District
Report of 2016 Line Item Expenditures - General Fund
Adjusted Budget and Year to Date Combined Expenditures and Encumbrances
August 31, 2016

Account Number	Account Name	Budget Adjusted	Year to Date Expenditures	Year to Date Encumbrances	Budget Variance
SALARIES, WAGES & RELATED					
3010	Salaries & Wages - Net	34,953,989	20,610,968	12,915,782	1,427,240
3011	ARB Board Members	2,700,000	1,420,942	0	1,279,058
3020	Shift Wages	254,000	185,224	141,357	(72,582)
3030	Overtime	229,483	215,824	0	13,659
3040	Part-time & Seasonal Wages	302,500	169,709	0	132,791
TOTAL SALARIES, WAGES & RELATED		38,439,972	22,602,667	13,057,139	2,780,166
EMPLOYEE BENEFITS & RELATED					
3501	Group Health Insurance	6,895,202	4,320,759	0	2,574,443
3502	Health Ins Claims Paid	0	3,627,178	0	(3,627,178)
3508	RX Claims Paid	0	1,467,396	0	(1,467,396)
3509	Dental Claims Paid	0	255,459	0	(255,459)
3503	Workers' Compensation Insurance	95,000	80,735	0	14,265
3504	Group Life & LTD Insurance	93,200	53,974	0	39,226
3505	Group Dental Insurance	226,980	(90,015)	0	316,995
3506	Group Vision Insurance	0	51,111	0	(51,111)
3507	Unemployment Insurance	224,100	118,780	0	105,320
3520	Retirement	4,638,767	2,462,339	1,817,207	359,222
3526	FICA Medicare	557,378	320,591	186,589	50,198
3527	Social Security	186,155	98,620	92,181	(4,646)
TOTAL EMPLOYEE BENEFITS & RELATED		12,916,782	12,766,928	2,095,976	(1,946,122)
OFFICE & FIELD OPERATIONS					
4001	Office Supplies	155,586	68,738	8,302	78,546
4003	Office Equipment Maintenance	455,450	171,903	52,358	231,189
4011	Telephone & Communication Service	289,843	175,880	55,868	58,095
4020	Photocopier Leases	94,000	47,547	36,266	10,187
4021	Copier Paper, Suppl & Maint.	145,390	62,630	53,222	29,538
4030	Mapping Reproduction & Supplies	5,000	863	0	4,137
4040	Public Notice Advertising	18,000	11,704	748	5,548
4050	Security Services	159,750	107,537	24,591	27,622
4060	Field Travel & Other Expenses	1,045,368	542,983	0	502,385
4070	Appraisal Supplies	13,140	3,505	0	9,635
4080	Vehicle Gasoline & Maintenance	34,000	7,747	7,151	19,101
4090	Records Storage & Supplies	1,500	1,046	0	454
4097	Employee Recognition Activities	12,000	537	9,000	2,463
4100	Postage, Mailing, & Handling Svc	2,172,000	1,127,999	150,112	893,889
4200	Professional Registration & Dues	75,375	57,803	965	16,607
4202	Seminars & Other Tuition	228,527	124,701	2,368	101,458
4212	Education Travel & Expenses	157,500	72,386	503	84,611
4213	Books, Manuals & Publications	266,632	171,206	59,714	35,712
4501	Printing, Forms & Stationery	80,150	51,133	11,374	17,642
4530	Paper, Computer Stock	135,483	48,223	52,488	34,772
TOTAL OFFICE & FIELD OPERATIONS		5,544,694	2,856,074	525,029	2,163,591


Harris County Appraisal District
Report of 2016 Line Item Expenditures - General Fund
Adjusted Budget and Year to Date Combined Expenditures and Encumbrances
August 31, 2016

Account Number	Account Name	Budget Adjusted	Year to Date Expenditures	Year to Date Encumbrances	Budget Variance
COMPUTER OPERATIONS					
5020	CPU & Related Maintenance	104,000	94,815	2,600	6,585
5030	Other Computer Maintenance	11,000	11,808	0	(808)
5040	Computer Supplies	33,850	17,172	6,637	10,041
5050	Software Lease & Maintenance	1,795,814	1,725,778	60,537	9,499
5060	Teleprocessing Lines & Installation	17,500	15,754	0	1,746
	TOTAL COMPUTER OPERATIONS	1,962,164	1,865,327	69,774	27,063
PROFESSIONAL SERVICES					
5510	Financial Auditing	60,300	42,997	12,370	4,933
5520	Legal Services	10,401,137	4,552,109	0	5,849,028
5525	Arbitrator Fees & Services	200,000	153,500	0	46,500
5526	State Office of Admin Hearings	5,000	0	0	5,000
5530	Appraisal Services	1,506,295	1,115,886	372,291	18,118
5550	Other Professional Services	543,760	301,677	198,630	43,453
5551	Mapping & Records Maintenance	1,313,722	278,034	0	1,035,688
	TOTAL PROFESSIONAL SERVICES	14,030,214	6,444,202	583,291	7,002,721
OFFICE SPACE, UTILITIES & RELATED					
6100	Office Space	2,421,904	1,622,681	804,588	(5,365)
6150	Utilities	590,000	210,803	234,197	145,000
6200	Building & Fixture Maintenance	1,524,650	462,512	200,224	861,914
6400	Casualty & Liability Insurance	130,000	87,595	142	42,263
	TOTAL OFFICE SPACE, UTILITIES & RELATE	4,666,554	2,383,590	1,239,151	1,043,813
6501	Capital Purchases	150,000	41,971	0	108,029
	Total Expenditures	77,710,380	48,960,759	17,570,361	11,179,260

**Harris County Appraisal District
 Combined Revenues and Expenditures - General Fund
 August 31, 2016**

Account Name	Budget	Year to Date Revenues & Expenditures	Year to Date Encumbrances	Budget Variance
ALLOCATION & REVENUES:				
Period Budget Allocation	77,706,380	45,328,833	0	32,377,547
Investment Interest	0	43,203	0	(43,203)
Other Income	0	401,216	0	(401,216)
Total Revenue	<u>77,706,380</u>	<u>45,773,252</u>	<u>0</u>	<u>31,933,128</u>
EXPENDITURES:				
Salaries, Wages & Related	38,439,972	22,602,667	13,057,139	2,780,166
Employee Benefits & Related	12,916,782	12,766,928	2,095,976	(1,946,122)
Office & Field Operations	5,544,694	2,856,074	525,029	2,163,591
Computer Operations	1,962,164	1,865,327	69,774	27,063
Professional Services	14,030,214	6,444,202	583,291	7,002,721
Office Space, Utilities, & Maintenance	4,666,554	2,383,590	1,239,151	1,043,813
Capital Purchases	150,000	41,971	0	108,029
Total Expenditures	<u>77,710,380</u>	<u>48,960,759</u>	<u>17,570,361</u>	<u>11,179,260</u>

INVESTMENT REPORT
HARRIS COUNTY APPRAISAL DISTRICT
AUGUST 31, 2016



The Harris County Appraisal District's investment portfolio is in compliance with the HCAD Investment Policy's investment strategies and Chapter 2256 of the Texas Local Government Code.

Report approved by:


Theresa Paul
Chief Financial Officer

Report approved by:


Tracey Dang
Assistant Chief Financial Officer

SECURITIES INVENTORY
as of AUGUST 31, 2016

Fund	Purchase Date	Security	Coupon	Rating	Maturity	Yield	Beginning Book/Market	Purchases Deposits	Withdrawals Redemptions	Interest Earnings	Ending Book/Market
General Fund											
	Municipal Bonds										
	20-Oct-15	Corpus Christi TX CUSIP 2201126G6	1.07%	AA	1-Mar-17	1.07%	385,218	0	0	2,075	385,570
	22-Oct-15	City of Pharr TX CUSIP 717180MK6	3.00%	A+	15-Aug-17	0.96%	611,582	0	0	8,689	614,715
		Total Securities					996,800	0	0	10,763	1,000,285
	Pools										
General Fund	n/a	TexPool	0.00%	AAAm	n/a	0.374%	24,849,190	0	5,000,000	6,351.80	19,855,542
Int. Srv. Fund	n/a	TexPool	0.00%	AAAm	n/a	0.374%	2,313,064	0	0	734.18	2,313,798
		Total Pools					27,162,254	0	5,000,000	7,086	22,169,340

FUNDS ON DEPOSIT & PLEDGED SECURITIES
Harris County Appraisal District
AUGUST 31, 2016

Funds on Deposit	<u>Amount</u>
Interest bearing bank balance, Concentration Account, Frost Bank	10,000,346.56
Interest bearing bank balance, Payroll Tax Account, Frost Bank	228,901.06
Interest bearing bank balance, Insurance Account, Frost Bank	312,594.80
Total Deposits at Frost Bank	<u><u>\$10,541,842.42</u></u>

Pledged Securities at Federal Reserve Bank for Deposits at Frost Bank

ID	CUSIP Number	Maturity Date	Name of Security Pledged	Par Value	Book Value	Market Value
K3XZ	36202FPF7	20-Jan-41	4.00 GNMA	20,685,000.00	7,293,999.52	7,843,159.35
K3XZ	3620AC5Z3	15-Oct-24	4.00 GNMA	22,119,000.00	3,192,289.06	3,398,410.44
K3XZ	912828D72	31-Aug-21	2.00 NOTE	8,778,000.00	8,778,000.00	9,108,886.71
FDIC Insurance at Frost Bank						250,000.00
Total Security for Deposits at Frost Bank						<u><u>20,600,456.50</u></u>
Excess collateral available for deposits						<u><u>10,058,614.08</u></u>

**Financial Statements
for period ended
September 30, 2016**

**Harris County Appraisal District
Consolidated Balance Sheet
September 30, 2016**

Assets:

Texpool Investment		19,861,741.58
Petty Cash		1,600.00
Cash-Citibank Delaware		11,000.00
Flex Plan Deposit		7,619.40
Municipal Bond-City of Corpus Christi		383,871.95
Municipal Bond-City of Pharr		607,894.70
Texpool-Blue Cross		1,514,402.64
Cash-INSURANCE-Frost Bank		654,492.19
Cash-EFTPS-Frost Bank		5,443.91
Cash in Bank- Frost Bank		19,354,712.98
Assessments Receivable		223,236.11
Other Accounts Receivable		13,814.19
Employees Receivable		985.18
Prepaid Expenses		1,202.87
Fixed Assets:		
Furniture, Fixtures & Equipment	646,815.91	
Less: Accumulated Depreciation	(534,856.14)	
Computer & Peripherals	4,957,235.01	
Less: Accumulated Depreciation	(4,477,523.06)	
Geographical Information System	6,030,075.00	
Vehicles	154,988.79	
Less: Accumulated Depreciation	(134,384.39)	
Land	2,335,000.00	
Building	16,602,033.40	
Less: Accumulated Depreciation	(3,818,467.93)	
Total Fixed Assets		21,760,916.59
Amount Provided for Accrued Vacation		2,720,401.02
Amount Provided for Capital Lease Obligation		17,071,944.41
Total Assets		<u><u>\$84,195,279.72</u></u>

Liabilities & Fund Balance:

Accounts Payable		705,392.53
Accrued Vacation Payable		2,720,401.02
Accrued Comp. Payable		166,933.58
Revenues Collected in Advance		19,426,449.04
Investments in General Fixed Assets		21,873,925.27
Capital Lease Obligation		17,071,944.41
Fund Balance:		
Restricted for:		
Capital Project	42,278.13	
Assigned for:		
Prior Years Encumbrances	23,657.82	
Insurance Claims	1,524,097.70	
Capital Improvement	1,000,000.00	
Operating Reserve	750,000.00	
Stairwell Project	1,000,000.00	
Unrestricted Fund Balance	9,558,036.15	
2016 Transactions to Date	8,355,821.89	
Total Fund Balance		22,230,233.87
Total Liabilities & Fund Balance		<u><u>\$84,195,279.72</u></u>

Harris County Appraisal District
Report of 2016 Line Item Expenditures - General Fund
Adjusted Budget and Year to Date Combined Expenditures and Encumbrances
September 30, 2016

Account Number	Account Name	Budget Adjusted	Year to Date Expenditures	Year to Date Encumbrances	Budget Variance
SALARIES, WAGES & RELATED					
3010	Salaries & Wages - Net	34,949,989	24,427,848	8,906,438	1,615,703
3011	ARB Board Members	2,700,000	1,970,107	0	729,893
3020	Shift Wages	254,000	221,713	88,449	(56,162)
3030	Overtime	229,483	216,864	0	12,619
3040	Part-time & Seasonal Wages	302,500	194,776	0	107,724
TOTAL SALARIES, WAGES & RELATED		38,435,972	27,031,308	8,994,887	2,409,776
EMPLOYEE BENEFITS & RELATED					
3501	Group Health Insurance	6,895,202	4,324,996	0	2,570,206
3502	Health Ins Claims Paid	0	3,990,777	0	(3,990,777)
3508	RX Claims Paid	0	1,625,327	0	(1,625,327)
3509	Dental Claims Paid	0	314,677	0	(314,677)
3503	Workers' Compensation Insurance	95,000	80,735	0	14,265
3504	Group Life & LTD Insurance	93,200	59,391	0	33,809
3505	Group Dental Insurance	226,980	(106,478)	0	333,458
3506	Group Vision Insurance	0	57,503	0	(57,503)
3507	Unemployment Insurance	224,100	122,169	0	101,931
3520	Retirement	4,638,767	3,388,044	1,231,731	18,992
3526	FICA Medicare	557,378	383,316	125,618	48,444
3527	Social Security	186,155	134,223	3,700	48,232
TOTAL EMPLOYEE BENEFITS & RELATED		12,916,782	14,374,679	1,361,049	(2,818,946)
OFFICE & FIELD OPERATIONS					
4001	Office Supplies	155,586	78,443	16,911	60,232
4003	Office Equipment Maintenance	455,450	205,386	29,248	220,816
4011	Telephone & Communication Service	289,843	192,882	48,617	48,344
4020	Photocopier Leases	94,000	56,325	29,297	8,378
4021	Copier Paper, Suppl & Maint.	145,390	68,265	47,587	29,538
4030	Mapping Reproduction & Supplies	5,000	863	0	4,137
4040	Public Notice Advertising	18,000	12,507	0	5,494
4050	Security Services	159,750	122,605	17,696	19,449
4060	Field Travel & Other Expenses	1,044,468	622,611	0	421,857
4070	Appraisal Supplies	13,140	3,505	0	9,635
4080	Vehicle Gasoline & Maintenance	34,000	8,559	6,340	19,101
4090	Records Storage & Supplies	1,500	1,046	0	454
4097	Employee Recognition Activities	12,000	7,614	9,000	(4,614)
4100	Postage, Mailing, & Handling Svc	2,172,000	1,292,579	139,032	740,389
4200	Professional Registration & Dues	75,375	59,764	445	15,166
4202	Seminars & Other Tuition	232,027	127,773	14,103	90,151
4212	Education Travel & Expenses	159,000	103,053	450	55,497
4213	Books, Manuals & Publications	266,032	218,477	40,624	6,930
4501	Printing, Forms & Stationery	80,150	56,157	6,671	17,322
4530	Paper, Computer Stock	135,483	53,955	46,756	34,772
TOTAL OFFICE & FIELD OPERATIONS		5,548,194	3,292,369	452,777	1,803,048


Harris County Appraisal District
Report of 2016 Line Item Expenditures - General Fund
Adjusted Budget and Year to Date Combined Expenditures and Encumbrances
September 30, 2016

Account Number	Account Name	Budget Adjusted	Year to Date Expenditures	Year to Date Encumbrances	Budget Variance
COMPUTER OPERATIONS					
5020	CPU & Related Maintenance	104,000	96,115	1,300	6,585
5030	Other Computer Maintenance	11,000	11,808	0	(808)
5040	Computer Supplies	33,850	21,968	2,704	9,179
5050	Software Lease & Maintenance	1,795,814	1,820,964	16,270	(41,420)
5060	Teleprocessing Lines & Installation	17,500	15,754	0	1,746
	TOTAL COMPUTER OPERATIONS	1,962,164	1,966,608	20,274	(24,718)
PROFESSIONAL SERVICES					
5510	Financial Auditing	60,300	46,247	9,120	4,933
5520	Legal Services	10,401,137	5,237,375	44,000	5,119,762
5525	Arbitrator Fees & Services	200,000	155,700	0	44,300
5526	State Office of Admin Hearings	5,000	0	0	5,000
5530	Appraisal Services	1,506,295	1,218,296	269,881	18,118
5550	Other Professional Services	543,760	342,999	206,648	(5,887)
5551	Mapping & Records Maintenance	1,310,222	278,034	0	1,032,188
	TOTAL PROFESSIONAL SERVICES	14,026,714	7,278,651	529,649	6,218,415
OFFICE SPACE, UTILITIES & RELATED					
6100	Office Space	2,421,904	1,825,462	602,195	(5,753)
6150	Utilities	590,000	255,079	189,921	145,000
6200	Building & Fixture Maintenance	1,524,650	535,298	339,415	649,938
6400	Casualty & Liability Insurance	130,000	87,737	0	42,263
	TOTAL OFFICE SPACE, UTILITIES & RELATE	4,666,554	2,703,575	1,131,531	831,448
6501	Capital Purchases	150,000	41,971	0	108,029
	Total Expenditures	77,706,380	56,689,162	12,490,166	8,527,053

**Harris County Appraisal District
 Combined Revenues and Expenditures - General Fund
 September 30, 2016**

Account Name	Budget	Year to Date Revenues & Expenditures	Year to Date Encumbrances	Budget Variance
ALLOCATION & REVENUES:				
Period Budget Allocation	77,706,380	58,279,966	0	19,426,414
Investment Interest	0	66,843	0	(66,843)
Other Income	0	541,623	0	(541,623)
Total Revenue	<u>77,706,380</u>	<u>58,888,432</u>	<u>0</u>	<u>18,817,948</u>
EXPENDITURES:				
Salaries, Wages & Related	38,435,972	27,031,308	8,994,887	2,409,776
Employee Benefits & Related	12,916,782	14,374,679	1,361,049	(2,818,946)
Office & Field Operations	5,548,194	3,292,369	452,777	1,803,048
Computer Operations	1,962,164	1,966,608	20,274	(24,718)
Professional Services	14,026,714	7,278,651	529,649	6,218,415
Office Space, Utilities, & Maintenance	4,666,554	2,703,575	1,131,531	831,448
Capital Purchases	150,000	41,971	0	108,029
Total Expenditures	<u>77,706,380</u>	<u>56,689,162</u>	<u>12,490,166</u>	<u>8,527,053</u>

INVESTMENT REPORT
HARRIS COUNTY APPRAISAL DISTRICT
SEPTEMBER 30, 2016



The Harris County Appraisal District's investment portfolio is in compliance with the HCAD Investment Policy's investment strategies and Chapter 2256 of the Texas Local Government Code.

Report approved by:


Theresa Paul
Chief Financial Officer

Report approved by:


Tracey Dang
Assistant Chief Financial Officer

SECURITIES INVENTORY
as of **SEPTEMBER 30, 2016**

Fund	Purchase Date	Security	Coupon	Rating	Maturity	Yield	Beginning Book/Market	Purchases Deposits	Withdrawals Redemptions	Interest Earnings	Ending Book/Market
General Fund											
Municipal Bonds											
	20-Oct-15	Corpus Christi TX CUSIP 2201126G6	1.07%	AA	1-Mar-17	1.07%	385,218	0	0	2,075	385,570
	22-Oct-15	City of Pharr TX CUSIP 717180MK6	3.00%	A+	15-Aug-17	0.96%	611,582	0	0	8,689	614,715
Total Securities							996,800	0	0	10,763	1,000,285
Pools											
General Fund	n/a	TexPool	0.00%	AAAm	n/a	0.380%	19,855,542	0	0	6,199.92	19,861,742
Int. Srv. Fund	n/a	TexPool	0.00%	AAAm	n/a	0.380%	2,313,798	0	800,000	604.36	1,514,403
Total Pools							22,169,340	0	800,000	6,804	21,376,144

FUNDS ON DEPOSIT & PLEDGED SECURITIES
Harris County Appraisal District
SEPTEMBER 30, 2016

Funds on Deposit	<u>Amount</u>
Interest bearing bank balance, Concentration Account, Frost Bank	20,384,381.25
Interest bearing bank balance, Payroll Tax Account, Frost Bank	5,443.91
Interest bearing bank balance, Insurance Account, Frost Bank	552,378.37
Total Deposits at Frost Bank	\$20,942,203.53

Pledged Securities at Federal Reserve Bank for Deposits at Frost Bank

ID	CUSIP Number	Maturity Date	Name of Security Pledged	Par Value	Book Value	Market Value
K3XZ	36202FPF7	20-Jan-41	4.00 GNMA	20,685,000.00	7,293,999.52	7,863,083.85
K3XZ	3620AC5Z3	15-Oct-24	4.00 GNMA	22,119,000.00	3,144,246.82	3,346,490.94
K3XZ	912828D72	31-Aug-21	2.00 NOTE	8,778,000.00	8,778,000.00	9,117,805.16
FDIC Insurance at Frost Bank						250,000.00
Total Security for Deposits at Frost Bank						20,577,379.95
Excess collateral available for deposits						(364,823.58)

Financial Statements
for period ended
October 31, 2016

**Harris County Appraisal District
Consolidated Balance Sheet
October 31, 2016**

Assets:

Texpool Investment		19,868,198.36
Petty Cash		1,600.00
Cash-Citibank Delaware		11,000.00
Flex Plan Deposit		7,619.40
Municipal Bond-City of Corpus Christi		383,871.95
Municipal Bond-City of Pharr		607,894.70
Municipal Bond-TX Transportation Commission		538,640.00
Texpool-Blue Cross		1,214,860.59
Cash-INSURANCE-Frost Bank		254,300.08
Cash-EFTPS-Frost Bank		5,444.17
Cash in Bank- Frost Bank		14,313,724.24
Assessments Receivable		(37,417.12)
Other Accounts Receivable		15,594.35
Employees Receivable		1,079.19
Prepaid Expenses		282,543.90
Fixed Assets:		
Furniture, Fixtures & Equipment	646,815.91	
Less: Accumulated Depreciation	(534,856.14)	
Computer & Peripherals	4,957,235.01	
Less: Accumulated Depreciation	(4,477,523.06)	
Geographical Information System	6,030,075.00	
Vehicles	154,988.79	
Less: Accumulated Depreciation	(134,384.39)	
Land	2,335,000.00	
Building	16,602,033.40	
Less: Accumulated Depreciation	(3,818,467.93)	
Total Fixed Assets		21,760,916.59
Amount Provided for Accrued Vacation		2,720,401.02
Amount Provided for Capital Lease Obligation		16,954,109.28
Total Assets		<u><u>\$78,904,380.70</u></u>

Liabilities & Fund Balance:

Accounts Payable		880,977.26
Accrued Vacation Payable		2,720,401.02
Accrued Comp. Payable		166,933.58
Revenues Collected in Advance		19,426,449.04
Investments in General Fixed Assets		21,760,916.59
Capital Lease Obligation		16,954,109.28
Fund Balance:		
Restricted for:		
Capital Project	42,278.13	
Assigned for:		
Prior Years Encumbrances	13,034.10	
Insurance Claims	824,363.54	
Capital Improvement	1,000,000.00	
Operating Reserve	750,000.00	
Stairwell Project	1,000,000.00	
Unrestricted Fund Balance	9,592,227.07	
2016 Transactions to Date	3,772,691.09	
Total Fund Balance		16,994,593.93
Total Liabilities & Fund Balance		<u><u>\$78,904,380.70</u></u>

Harris County Appraisal District
Report of 2016 Line Item Expenditures - General Fund
Adjusted Budget and Year to Date Combined Expenditures and Encumbrances
October 31, 2016

Account Number	Account Name	Budget Adjusted	Year to Date Expenditures	Year to Date Encumbrances	Budget Variance
SALARIES, WAGES & RELATED					
3010	Salaries & Wages - Net	34,864,989	26,979,121	6,354,965	1,530,903
3011	ARB Board Members	2,700,000	2,264,406	0	435,594
3020	Shift Wages	319,000	246,659	63,503	8,838
3030	Overtime	249,483	226,103	0	23,380
3040	Part-time & Seasonal Wages	302,500	211,805	0	90,695
TOTAL SALARIES, WAGES & RELATED		38,435,972	29,928,094	6,418,468	2,089,410
EMPLOYEE BENEFITS & RELATED					
3501	Group Health Insurance	6,895,202	4,367,383	0	2,527,819
3502	Health Ins Claims Paid	0	4,515,098	0	(4,515,098)
3508	RX Claims Paid	0	1,786,178	0	(1,786,178)
3509	Dental Claims Paid	0	348,525	0	(348,525)
3503	Workers' Compensation Insurance	95,000	105,290	0	(10,290)
3504	Group Life & LTD Insurance	93,200	66,715	0	26,485
3505	Group Dental Insurance	226,980	(117,001)	0	343,981
3506	Group Vision Insurance	0	63,822	0	(63,822)
3507	Unemployment Insurance	224,100	123,495	0	100,605
3520	Retirement	4,638,767	3,388,044	869,798	380,924
3526	FICA Medicare	557,378	424,589	88,612	44,177
3527	Social Security	186,155	153,525	2,644	29,986
TOTAL EMPLOYEE BENEFITS & RELATED		12,916,782	15,225,664	961,055	(3,269,937)
OFFICE & FIELD OPERATIONS					
4001	Office Supplies	155,586	98,657	9,963	46,967
4003	Office Equipment Maintenance	455,450	230,849	45,685	178,916
4011	Telephone & Communication Service	289,843	213,157	56,274	20,412
4020	Photocopier Leases	94,000	61,310	25,896	6,794
4021	Copier Paper, Suppl & Maint.	145,390	69,312	47,409	28,669
4030	Mapping Reproduction & Supplies	5,000	863	0	4,137
4040	Public Notice Advertising	18,000	12,562	1,091	4,347
4050	Security Services	159,750	136,539	13,805	9,406
4060	Field Travel & Other Expenses	1,041,468	700,399	0	341,069
4070	Appraisal Supplies	13,140	3,505	2,448	7,187
4080	Vehicle Gasoline & Maintenance	34,000	9,382	5,633	18,985
4090	Records Storage & Supplies	1,500	1,046	0	454
4097	Employee Recognition Activities	12,000	7,210	9,000	(4,210)
4100	Postage, Mailing, & Handling Svc	2,172,000	1,465,904	115,707	590,389
4200	Professional Registration & Dues	75,375	73,529	0	1,846
4202	Seminars & Other Tuition	235,027	152,662	21,011	61,354
4212	Education Travel & Expenses	159,000	111,495	0	47,505
4213	Books, Manuals & Publications	266,032	249,654	29,269	(12,890)
4501	Printing, Forms & Stationery	80,150	56,994	170	22,986
4530	Paper, Computer Stock	135,483	59,848	40,863	34,772
TOTAL OFFICE & FIELD OPERATIONS		5,548,194	3,714,875	424,224	1,409,095


Harris County Appraisal District
Report of 2016 Line Item Expenditures - General Fund
Adjusted Budget and Year to Date Combined Expenditures and Encumbrances
October 31, 2016

Account Number	Account Name	Budget Adjusted	Year to Date Expenditures	Year to Date Encumbrances	Budget Variance
COMPUTER OPERATIONS					
5020	CPU & Related Maintenance	104,000	97,415	0	6,585
5030	Other Computer Maintenance	11,000	11,808	0	(808)
5040	Computer Supplies	33,850	23,089	1,571	9,190
5050	Software Lease & Maintenance	1,795,814	1,787,069	32,611	(23,867)
5060	Teleprocessing Lines & Installation	17,500	15,754	0	1,746
TOTAL COMPUTER OPERATIONS		1,962,164	1,935,135	34,182	(7,153)
PROFESSIONAL SERVICES					
5510	Financial Auditing	60,300	46,247	9,120	4,933
5520	Legal Services	10,401,137	5,933,695	79,799	4,387,643
5525	Arbitrator Fees & Services	200,000	158,250	0	41,750
5526	State Office of Admin Hearings	5,000	0	0	5,000
5530	Appraisal Services	1,506,295	1,332,996	155,181	18,118
5550	Other Professional Services	543,760	369,626	269,109	(94,974)
5551	Mapping & Records Maintenance	1,310,222	286,934	770,355	252,933
TOTAL PROFESSIONAL SERVICES		14,026,714	8,127,748	1,283,564	4,615,403
OFFICE SPACE, UTILITIES & RELATED					
6100	Office Space	2,421,904	2,027,855	399,802	(5,753)
6150	Utilities	590,000	289,707	155,293	145,000
6200	Building & Fixture Maintenance	1,524,650	685,622	217,031	621,997
6400	Casualty & Liability Insurance	130,000	118,355	0	11,645
TOTAL OFFICE SPACE, UTILITIES & RELATE		4,666,554	3,121,538	772,126	772,890
6501	Capital Purchases	150,000	41,971	0	108,029
Total Expenditures		77,706,380	62,095,024	9,893,619	5,717,737

**Harris County Appraisal District
 Combined Revenues and Expenditures - General Fund
 October 31, 2016**

Account Name	Budget	Year to Date Revenues & Expenditures	Year to Date Encumbrances	Budget Variance
ALLOCATION & REVENUES:				
Period Budget Allocation	77,706,380	58,279,966	0	19,426,414
Investment Interest	0	73,436	0	(73,436)
Other Income	0	572,957	0	(572,957)
Total Revenue	77,706,380	58,926,359	0	18,780,021
EXPENDITURES:				
Salaries, Wages & Related	38,435,972	29,928,094	6,418,468	2,089,410
Employee Benefits & Related	12,916,782	15,225,664	961,055	(3,269,937)
Office & Field Operations	5,548,194	3,714,875	424,224	1,409,095
Computer Operations	1,962,164	1,935,135	34,182	(7,153)
Professional Services	14,026,714	8,127,748	1,283,564	4,615,403
Office Space, Utilities, & Maintenance	4,666,554	3,121,538	772,126	772,890
Capital Purchases	150,000	41,971	0	108,029
Total Expenditures	77,706,380	62,095,024	9,893,619	5,717,737

INVESTMENT REPORT
HARRIS COUNTY APPRAISAL DISTRICT
OCTOBER 31, 2016



The Harris County Appraisal District's investment portfolio is in compliance with the HCAD Investment Policy's investment strategies and Chapter 2256 of the Texas Local Government Code.

Report approved by:


Theresa Paul
Chief Financial Officer

Report approved by:


Tracey Dang
Assistant Chief Financial Officer

SECURITIES INVENTORY
as of OCTOBER 31, 2016

Fund	Purchase Date	Security	Coupon	Rating	Maturity	Yield	Beginning Book/Market	Purchases Deposits	Withdrawals Redemptions	Interest Earnings	Ending Book/Market
General Fund											
	Municipal Bonds										
	20-Oct-15	Corpus Christi TX CUSIP 2201126G6	1.07%	AA	1-Mar-17	1.07%	385,218	0	0	2,075	385,570
	22-Oct-15	City of Pharr TX CUSIP 717180MK6	3.00%	A+	15-Aug-17	0.96%	611,582	0	0	8,689	614,715
	12-Oct-16	Texas Transportation Commission CUSIP 88283LKB1	5.00%	AAA	1-Oct-18	0.95%	538,640	0	0	0	538,640
		Total Securities					1,535,440	0	0	10,763	1,538,925
	Pools										
General Fund	n/a	TexPool	0.00%	AAAm	n/a	0.383%	19,861,743	0	0	6,455.78	19,868,198
Int. Srv. Fund	n/a	TexPool	0.00%	AAAm	n/a	0.383%	1,514,403	0	300,000	457.91	1,214,861
		Total Pools					21,376,145	0	300,000	6,914	21,083,059

FUNDS ON DEPOSIT & PLEDGED SECURITIES
Harris County Appraisal District
OCTOBER 31, 2016

Funds on Deposit	<u>Amount</u>
Interest bearing bank balance, Concentration Account, Frost Bank	14,384,407.40
Interest bearing bank balance, Payroll Tax Account, Frost Bank	5,444.17
Interest bearing bank balance, Insurance Account, Frost Bank	294,184.93
Total Deposits at Frost Bank	<u><u>\$14,684,036.50</u></u>

Pledged Securities at Federal Reserve Bank for Deposits at Frost Bank

ID	CUSIP Number	Maturity Date	Name of Security Pledged	Par Value	Book Value	Market Value
K3XZ	36202FPF7	20-Jan-41	4.00 GNMA	20,685,000.00	6,912,290.11	7,461,407.07
K3XZ	3620AC5Z3	15-Oct-24	4.00 GNMA	22,119,000.00	3,077,070.09	3,281,471.27
K3XZ	912828D72	31-Aug-21	2.00 NOTE	8,778,000.00	8,778,000.00	9,046,483.91
K3XZ	912828D80	31-Aug-19	1.00 NOTE	2,000,000.00	2,000,000.00	2,035,468.00
FDIC Insurance at Frost Bank						250,000.00
Total Security for Deposits at Frost Bank						<u><u>22,074,830.25</u></u>
Excess collateral available for deposits						<u><u>7,390,793.75</u></u>

**Financial Statements
for period ended
November 30, 2016**

**Harris County Appraisal District
Consolidated Balance Sheet
November 30, 2016**

Assets:

Texpool Investment		19,874,708.67
Petty Cash		1,600.00
Cash-Citibank Delaware		11,000.00
Flex Plan Deposit		7,619.40
Municipal Bond-City of Corpus Christi		383,871.95
Municipal Bond-City of Pharr		607,894.70
Municipal Bond-TX Transportation Commission		538,640.00
Municipal Bond-Univ of TX 91514AFA8		1,513,380.00
Municipal Bond-Univ of TX 91514AFB6		1,071,510.00
Texpool-Blue Cross		615,113.67
Cash-INSURANCE-Frost Bank		271,976.69
Cash-EFTPS-Frost Bank		5,444.35
Cash in Bank- Frost Bank		7,472,026.83
Assessments Receivable		20,201,517.88
Other Accounts Receivable		12,828.66
Employees Receivable		5,933.66
Prepaid Expenses		309,186.73
Fixed Assets:		
Furniture, Fixtures & Equipment	646,815.91	
Less: Accumulated Depreciation	(558,576.44)	
Computer & Peripherals	4,957,235.01	
Less: Accumulated Depreciation	(4,564,661.79)	
Geographical Information System	6,030,075.00	
Vehicles	154,988.79	
Less: Accumulated Depreciation	(139,251.57)	
Land	2,335,000.00	
Building	16,602,033.40	
Less: Accumulated Depreciation	(3,956,818.23)	
Total Fixed Assets		21,506,840.08
Amount Provided for Accrued Vacation		2,720,401.02
Amount Provided for Capital Lease Obligation		16,835,727.39
Total Assets		<u><u>\$93,967,221.68</u></u>

Liabilities & Fund Balance:

Accounts Payable		884,692.05
Accrued Vacation Payable		2,720,401.02
Accrued Comp. Payable		166,933.58
Revenues Collected in Advance		26,849,595.04
Investments in General Fixed Assets		21,506,840.08
Capital Lease Obligation		16,835,727.39
Fund Balance:		
Restricted for:		
Capital Project	42,278.13	
Assigned for:		
Prior Years Encumbrances	13,124.37	
Insurance Claims	242,293.23	
Capital Improvement	1,000,000.00	
Operating Reserve	750,000.00	
Stairwell Project	1,000,000.00	
Unrestricted Fund Balance	9,592,136.80	
2016 Transactions to Date	12,363,199.99	
Total Fund Balance		25,003,032.52
Total Liabilities & Fund Balance		<u><u>\$93,967,221.68</u></u>

Harris County Appraisal District
Report of 2016 Line Item Expenditures - General Fund
Adjusted Budget and Year to Date Combined Expenditures and Encumbrances
November 30, 2016

Account Number	Account Name	Budget Adjusted	Year to Date Expenditures	Year to Date Encumbrances	Budget Variance
SALARIES, WAGES & RELATED					
3010	Salaries & Wages - Net	34,864,989	29,509,234	3,825,407	1,530,348
3011	ARB Board Members	2,700,000	2,347,048	0	352,952
3020	Shift Wages	319,000	272,038	38,124	8,838
3030	Overtime	249,483	236,885	0	12,598
3040	Part-time & Seasonal Wages	302,500	226,493	0	76,007
TOTAL SALARIES, WAGES & RELATED		38,435,972	32,591,697	3,863,531	1,980,744
EMPLOYEE BENEFITS & RELATED					
3501	Group Health Insurance	6,895,202	4,415,858	0	2,479,344
3502	Health Ins Claims Paid	0	393,011	0	(393,011)
3508	RX Claims Paid	0	155,877	0	(155,877)
3509	Dental Claims Paid	0	28,916	0	(28,916)
3503	Workers' Compensation Insurance	95,000	105,290	0	(10,290)
3504	Group Life & LTD Insurance	93,200	74,135	0	19,065
3505	Group Dental Insurance	226,980	(127,483)	0	354,463
3506	Group Vision Insurance	0	70,185	0	(70,185)
3507	Unemployment Insurance	224,100	124,366	0	99,734
3520	Retirement	4,638,767	3,757,660	2,012,089	(1,130,982)
3526	FICA Medicare	557,378	462,302	52,098	42,978
3527	Social Security	186,155	159,560	1,734	24,862
TOTAL EMPLOYEE BENEFITS & RELATED		12,916,782	9,619,677	2,065,920	1,231,184
OFFICE & FIELD OPERATIONS					
4001	Office Supplies	155,586	106,546	15,757	33,283
4003	Office Equipment Maintenance	430,450	298,586	38,843	93,021
4011	Telephone & Communication Service	289,843	233,514	38,508	17,821
4020	Photocopier Leases	94,000	69,341	17,711	6,948
4021	Copier Paper, Suppl & Maint.	145,390	74,175	41,535	29,680
4030	Mapping Reproduction & Supplies	5,000	1,042	548	3,410
4040	Public Notice Advertising	18,000	13,653	0	4,347
4050	Security Services	159,750	149,120	9,601	1,029
4060	Field Travel & Other Expenses	1,041,468	780,192	0	261,276
4070	Appraisal Supplies	13,140	5,976	599	6,564
4080	Vehicle Gasoline & Maintenance	34,000	9,830	6,199	17,971
4090	Records Storage & Supplies	1,500	1,171	0	329
4097	Employee Recognition Activities	12,000	6,954	11,548	(6,502)
4100	Postage, Mailing, & Handling Svc	2,172,000	1,467,008	343,464	361,528
4200	Professional Registration & Dues	75,375	73,884	1,650	(159)
4202	Seminars & Other Tuition	235,027	176,742	15,217	43,068
4212	Education Travel & Expenses	159,000	118,487	900	39,613
4213	Books, Manuals & Publications	284,032	248,709	17,185	18,139
4501	Printing, Forms & Stationery	80,150	57,066	678	22,406
4530	Paper, Computer Stock	135,483	69,347	31,364	34,772
TOTAL OFFICE & FIELD OPERATIONS		5,541,194	3,961,342	591,309	988,543


Harris County Appraisal District
Report of 2016 Line Item Expenditures - General Fund
Adjusted Budget and Year to Date Combined Expenditures and Encumbrances
November 30, 2016

Account Number	Account Name	Budget Adjusted	Year to Date Expenditures	Year to Date Encumbrances	Budget Variance
COMPUTER OPERATIONS					
5020	CPU & Related Maintenance	104,000	98,715	2,600	2,685
5030	Other Computer Maintenance	11,000	11,808	0	(808)
5040	Computer Supplies	33,850	24,597	63	9,190
5050	Software Lease & Maintenance	1,820,814	1,805,893	14,356	565
5060	Teleprocessing Lines & Installation	17,500	15,754	0	1,746
TOTAL COMPUTER OPERATIONS		1,987,164	1,956,766	17,019	13,379
PROFESSIONAL SERVICES					
5510	Financial Auditing	60,300	46,247	9,120	4,933
5520	Legal Services	9,974,137	6,553,559	36,000	3,384,578
5525	Arbitrator Fees & Services	200,000	166,750	9,400	23,850
5526	State Office of Admin Hearings	5,000	0	0	5,000
5530	Appraisal Services	1,506,295	1,369,352	106,928	30,016
5550	Other Professional Services	658,260	400,962	275,209	(17,911)
5551	Mapping & Records Maintenance	1,310,222	286,934	770,355	252,933
TOTAL PROFESSIONAL SERVICES		13,714,214	8,823,803	1,207,012	3,683,399
OFFICE SPACE, UTILITIES & RELATED					
6100	Office Space	2,427,904	2,230,248	197,409	247
6150	Utilities	590,000	294,330	295,670	0
6200	Building & Fixture Maintenance	1,824,650	778,731	1,110,347	(64,428)
6400	Casualty & Liability Insurance	143,500	118,355	25,000	145
TOTAL OFFICE SPACE, UTILITIES & RELATE		4,986,054	3,421,663	1,628,426	(64,035)
6501	Capital Purchases	125,000	41,971	0	83,029
Total Expenditures		77,706,380	60,416,921	9,373,216	7,916,243

**Harris County Appraisal District
 Combined Revenues and Expenditures - General Fund
 November 30, 2016**

Account Name	Budget	Year to Date Revenues & Expenditures	Year to Date Encumbrances	Budget Variance
ALLOCATION & REVENUES:				
Period Budget Allocation	77,706,380	71,230,932	0	6,475,448
Investment Interest	0	80,027	0	(80,027)
Other Income	0	599,804	0	(599,804)
Total Revenue	<u>77,706,380</u>	<u>71,910,762</u>	<u>0</u>	<u>5,795,618</u>
EXPENDITURES:				
Salaries, Wages & Related	38,435,972	32,591,697	3,863,531	1,980,744
Employee Benefits & Related	12,916,782	9,619,677	2,065,920	1,231,184
Office & Field Operations	5,541,194	3,961,342	591,309	988,543
Computer Operations	1,987,164	1,956,766	17,019	13,379
Professional Services	13,714,214	8,823,803	1,207,012	3,683,399
Office Space, Utilities, & Maintenance	4,986,054	3,421,663	1,628,426	(64,035)
Capital Purchases	125,000	41,971	0	83,029
Total Expenditures	<u>77,706,380</u>	<u>60,416,921</u>	<u>9,373,216</u>	<u>7,916,243</u>

INVESTMENT REPORT
HARRIS COUNTY APPRAISAL DISTRICT
NOVEMBER 30, 2016



The Harris County Appraisal District's investment portfolio is in compliance with the HCAD Investment Policy's investment strategies and Chapter 2256 of the Texas Local Government Code.

Report approved by:



Theresa Paul
Chief Financial Officer

Report approved by:



Tracey Dang
Assistant Chief Financial Officer

SECURITIES INVENTORY
as of NOVEMBER 30, 2016

Fund	Purchase Date	Security	Coupon	Rating	Maturity	Yield	Beginning Book/Market	Purchases Deposits	Withdrawals Redemptions	Interest Earnings	Ending Book/Market
General Fund											
Municipal Bonds											
	20-Oct-15	Corpus Christi TX CUSIP 2201126G6	1.07%	AA	1-Mar-17	1.07%	385,218	0	0	2,075	385,570
	22-Oct-15	City of Pharr TX CUSIP 717180MK6	3.00%	A+	15-Aug-17	0.96%	611,582	0	0	8,689	614,715
	12-Oct-16	Texas Transportation Commission CUSIP 88283LKB1	5.00%	AAA	1-Oct-18	0.95%	538,640	0	0	0	538,640
	17-Nov-16	University of TX CUSIP 91514AFB6	5.00%	AAA	15-Aug-18	0.86%	1,071,510	0	0	0	1,071,510
	17-Nov-16	University of TX CUSIP 91514AFA8	2.00%	AAA	15-Aug-17	0.80%	1,513,380	0	0	0	1,513,380
Total Securities							4,120,330	0	0	10,763	4,123,815
Pools											
General Fund	n/a	TexPool	0.00%	AAAm	n/a	0.399%	19,868,198	0	0	6,510.31	19,874,709
Int. Srv. Fund	n/a	TexPool	0.00%	AAAm	n/a	0.399%	1,214,861	0	600,000	253.08	615,114
Total Pools							21,083,059	0	600,000	6,763	20,489,822

FUNDS ON DEPOSIT & PLEDGED SECURITIES
Harris County Appraisal District
NOVEMBER 30, 2016

Funds on Deposit	<u>Amount</u>
Interest bearing bank balance, Concentration Account, Frost Bank	7,488,392.29
Interest bearing bank balance, Payroll Tax Account, Frost Bank	5,444.35
Interest bearing bank balance, Insurance Account, Frost Bank	317,530.35
Total Deposits at Frost Bank	\$7,811,366.99

Pledged Securities at Federal Reserve Bank for Deposits at Frost Bank

ID	CUSIP Number	Maturity Date	Name of Security Pledged	Par Value	Book Value	Market Value
K3XZ	36202FPF7	20-Jan-41	4.00 GNMA	20,685,000.00	6,739,398.05	7,204,637.50
K3XZ	3620AC5Z3	15-Oct-24	4.00 GNMA	22,119,000.00	2,998,338.39	3,175,179.64
K3XZ	912828D72	31-Aug-21	2.00 NOTE	8,778,000.00	8,778,000.00	8,829,772.64
K3XZ	912828D80	31-Aug-19	1.00 NOTE	2,000,000.00	2,000,000.00	2,015,468.00
FDIC Insurance at Frost Bank						250,000.00
Total Security for Deposits at Frost Bank						21,475,057.78
Excess collateral available for deposits						13,663,690.79